

**AIIMS- Central Armed Police Forces Institute of Medical Sciences Center  
(AIIMS-CAPFIMSCenter),  
Maidan Garhi, New Delhi-110068  
Advertisement Notice No.- AIIMS (CAPFIMS)/ 2024**

No.F.AIIMS/(SR-CPFIMS)/2024

Dated: 29.07.2024

**Sub:-Recruitment Examination for the post of Senior Residents for AIIMS-  
CAPFIMS Center, MaidanGarhi New Delhi**

Online applications are invited from Indian Citizens as per Govt. of India Residency Scheme, for the tenure posts of Senior Residents for a maximum period **upto 3 years for AIIMS-CAPFIMS Center, MaidanGarhi, New Delhi**. The Examination will be conducted in online (CBT) mode only **followed by Interview (Stage-II) of eligible candidates.**

**The details of no. of post are as under:-**

S.N.	Department	UR	EWS	OBC	SC	ST	Total
1.	Anaesthesiology	3	0	1	0	0	4
2.	Cardiology	2	0	1	1	0	4
3.	Dermatology	2	1	1	0	0	4
4.	Endocrinology	1	0	1	1	1	4
5.	E.N.T.	2	0	1	1	0	4
6.	Medicine	2	1	1	0	0	4
7.	Neurology	1	0	1	1	1	4
8.	Obst. & Gynaecology	1	1	1	1	0	4
9.	Ophthalmology	3	0	1	0	0	4
10.	Pediatrics	1	0	1	1	1	4
11.	Psychiatry	1	1	0	0	0	2
12.	Radiology	2	0	1	1	0	4
13.	Surgery	1	1	1	1	0	4
	<b>TOTAL</b>	<b>22</b>	<b>5</b>	<b>12</b>	<b>8</b>	<b>3</b>	<b>50</b>

1.	Start of Online Registration of Applications	29 <sup>th</sup> July, 2024
2.	Last date of online registration of applications	12 <sup>th</sup> August, 2024 (upto 5:00 p.m.)
3.	Date of uploading of Status of registration form	14 <sup>th</sup> August, 2024 ( Wednesday)
4.	Last date for correction in images/ submission of required documents for regularization of rejected applications.	16 <sup>th</sup> August, 2024 (Friday)
5.	Uploading of Admit card	<b>20<sup>th</sup> August, 2024 (Monday)</b>
6.	Date of CBT Exam (Stage-I)	<b>25<sup>th</sup> August, 2024 (Sunday)</b>
7.	Duration of Exam	10:00 AM to 11:30 AM (90 minutes)
8.	Exam City	Delhi/NCR
9.	Date of declaration of Result of CBT Examination (Stage-I)	28 <sup>th</sup> August, 2024
10.	Date of Interview (Stage-II)	31 <sup>st</sup> August, 2024 (Saturday)
11.	Final Result & Joining	1 <sup>st</sup> week of September, 2024

### IMPORTANT NOTICE

1. Please fill out the online application carefully. It may not be possible to make changes as indicated.
2. Any Amendment/rectification/change/editing is NOT allowed in Name/Date of Birth/Subject applied/ Category i.e. SC/ST/OBC(NCL)/UR/OPH/EWS status after submitting the application fee through Debit/Credit Card/Net Banking.
3. Applicants may note that further correspondence will NOT be entertained in this regard.
4. Candidate applying under OBC category must possess valid caste certificate issued within last one year by the competent authority & before the last date of application. The Certificate must be in Hindi/English Language and valid for admission in Central Govt. Institution. Date of validity of certificate shall be considered as 13.08.2023 to 12.08.2024 (on the last date of application)
5. Candidates applying under EWS category must possess valid EWS certificate issued on or after 01<sup>ST</sup> April, 2024 to Last date of online application (12.08.2024). It must be in Hindi/English Language and valid for admission in Central Govt. Institution.

\*Candidates are required to upload valid EWS certificate based on income of Financial Year 2023-24 and must be valid for 2024-25.

### 1. ESSENTIAL QUALIFICATIONS:

S.N.	Name of the Department	Required qualification
1.	Anaesthesiology	A postgraduate medical degree viz., MD/DNB in Anaesthesiology from anNMC recognized university / Institute / or equivalent qualification thereto.
2.	Cardiology	Degree of DM/DNB in Cardiology or a post graduate medical degree viz., MD/DNB in Medicine / Paediatrics from anNMC recognized university / Institute / or equivalent qualification thereto.
3.	Dermatology	A postgraduate medical degree viz., MD/DNB in Dermatology & Venereology from anNMC recognized university/Institute/or equivalent qualification thereto.
4.	Endocrinology	Degree of DM/DNB in Endocrinology or a post graduate medical degree viz., MD/DNB in Medicine / Paediatrics from anNMC recognized university / Institute / or equivalent qualification thereto.
5.	E.N.T.	A postgraduate medical degree viz., MS in E.N.T. OR MCh. (Head & Neck Surgery) from anNMC recognized university/Institute/or equivalent qualification thereto.
6.	Medicine	A postgraduate medical degree viz., MD/DNB in Medicine from anNMC recognized university/Institute/or equivalent qualification thereto.
7.	Neurology	Degree of DM/DNB in Neurology or a post graduate medical degree viz., MD/DNB in Medicine from anNMC recognized university / Institute / or equivalent qualification thereto.
8.	Obst. & Gynaecology	A postgraduate medical degree viz., MD/DNB in Obstetrics & Gynecology from an NMC recognized university/Institute/or equivalent qualification thereto.
9.	Ophthalmology	A postgraduate medical degree viz., MD/DNB in Ophthalmology from an NMC recognized university/Institute/or equivalent qualification thereto.
10.	Pediatrics	A postgraduate medical degree viz., MD/DNB in Paediatrics from an NMC recognized university/Institute/or equivalent qualification thereto
11.	Psychiatry	A postgraduate medical degree viz., MD/DNB in Psychiatry from anNMC recognized university/Institute/or equivalent qualification thereto
12.	Radiology	A postgraduate medical degree viz., MD/DNB in Radio-Diagnosis from anNMC recognized university/Institute/or equivalent qualification thereto.
13.	Surgery	A postgraduate medical degree viz., MS/DNB in Surgery from anNMC recognized university/Institute/or equivalent qualification thereto.

2	(i)	<b>To be eligible for selection</b> for these posts, the candidate should pass the qualifying examination by <b>31.08.2024</b> & result should be declared to this effect on or before this date. The tenure of the qualifying degree should also be completed by <b>31.08.2024</b> .
	(ii)	<b>Only those candidates</b> who have been/ are declared successful in their qualifying degree exam/viva i.e. <b>DNB/MD/MS/DM/MChand</b> will be completing their tenure for the same on or before <b>31.08.2024</b> will be eligible to be considered for these posts.
	(iii)	In case of those who have appeared for exam / viva voce and the result is yet to be declared, then the applicant will be allowed to appear in theory and/or interview, provisionally. However, the result should be available by <b>31.08.2024</b> .
	(iv)	In cases where the result of the qualifying exam is declared after 31.08.2024, the candidate's candidature will be cancelled, and no claim for selection on the basis of the theory exam and Interview allowed provisionally will be considered.

**3. Applicants who are working in Govt. Hospital/any other Govt. Institution have to upload their NOC certificate issued from their employer. It is must to declare details of employment Govt./Adhoc/Contract. Applicants have to display/show their NOC on the day of interview otherwise they will not be permitted for interview.**

**NOTE:-** *Concealment of facts as above shall lead to cancellation of Candidature after appointment/ termination of service with disciplinary action.*

If it is brought to the notice of authorities at any stage that the candidate had not submitted an application through the proper channels, then the candidature will stand canceled, and in the case of the selected candidate, services will be terminated immediately.

**4. UPPER AGE LIMIT (AS ON 31.08.2024)**

a) The upper age limit for applying for these posts is 45 years as of **31.08.2024**. **The maximum permissible relaxations are:**

- |  |          |
|--|----------|
| i) <b>SC/ST</b> candidates   | 5 years  |
| ii) <b>OBC</b> candidates  | 3 years  |
| iii) <b>Persons with Bench-mark Disabilities [PWBD] General Category</b> | 10 years |
| iv) <b>Persons with Bench-mark Disabilities [PWBD] OBC Category</b>      | 13 years |
| v) <b>Persons with Bench-mark Disabilities [PWBD] SC/ST Category</b>     | 15 years |

b) The upper age limit in case of Ex-servicemen and Commissioned Officers, including ECOs/SSCOs/Government servants, shall be relaxed by **Five years' in addition to the relaxation in (a) & (b) above**, subject to the condition that on the closing date for receipt of applications the continuous service rendered in the Armed Forces by an Ex-serviceman is not less than six months after attestation. This relaxation is also available to ECOs/SSCOs who have completed their initial period of assignment of five years of Military Service and whose assignment has been extended beyond five years as on closing date and in whose case the Ministry of Defence issues certificates that they will be released within 3 months on Selection from the date of receipt of offer of appointment. Candidates claiming age relaxation under this para would be required to produce a certificate in the prescribed proforma to the Commission at the time of Interview at AIIMS New Delhi.

**NOTE:** Ex-Serviceman who have already secured regular employment under the Central Govt. in a Civil Post are permitted the benefit of age relaxation as admissible for Ex-servicemen for securing another employment in any higher post or service under the Central Govt. However, such candidates will not be eligible for the benefit of reservation, if any for Ex-Servicemen in Central Govt. jobs.

**5. PAY SCALES**

(i). For **Medical** candidates Rs.18,750+6600 (Grade Pay)+NPA plus other usual Allowances or revised pay scale as per 7<sup>th</sup> CPC as applicable. In the Pay of Level 11 of Pay Matrix (Pre-revised pay Band-3 with the entry Pay of Rs. 67700/-

**6. RESERVATION (For SC, ST, OBC, EWS & Persons with Bench-mark Disabilities [PWBD] Candidates):-**

- (i). Reservation has been provided in the above posts in accordance with Rules.
- (ii). Reservation for **Persons with Bench-mark Disabilities [PWBD]** Candidates is **4%** which will be provided on horizontal basis to **Persons with Bench-mark Disabilities [PWBD]** candidate in their respective categories.

**7. Criteria for Persons with Bench-mark Disabilities [PWBD]:**

The disability certificate should be issued by a duly constituted and authorized Medical Board of the State or Central Govt. Hospitals/Institutions and countersigned by Medical Superintendent/CMO/Head of Hospital/Institution.

Candidates applying for OBC/SC/ST categories must possess a caste certificate issued by the competent authorities, valid for admission/jobs in central Government institutions. All such certificates must be issued before the last date of application (i.e. **12.08.2024**), and must have been issued on or after **13.08.2023** for OBC category, should be in Hindi/English Language, failing which, he/she will not be allowed to appear for interview in the same category. However, he/she can be treated as UR candidate if in merit through online exam, subject to verification by Examination section.

OBC certificate must have been issued between **13.08.2023 and 12.08.2024** (i.e. within one year of last date of application). While appearing for the interview/document verification, if the candidate fails to produce a valid OBC certificate as specified (valid for admission/jobs in central Government institutions and issued between **13.08.2023 and 12.08.2024**), his/her candidature will stand cancelled.

Candidates applying in EWS category must possess a valid EWS certificate in Hindi/English Language issued by the competent authority for admission/jobs in central government institutions. EWS certificates must have issued between **01.04.2024 and 12.08.2024** and be valid for financial year **2024-25**.

\*Language of Certificate should be in Hindi/English Language and in prescribed format for central Government

#### **8. APPLICATION FEE:**

- i) **Persons with Bench-mark Disabilities [PWBD] : NIL**
- ii). General/OBC category: **Rs.3000/-** + transaction charges as applicable.
- iii). SC/ST/EWS category: **Rs.2400/-** + transaction charges as applicable.
- iv). **Payment should be made Debit/Credit Card/Net Banking only.**  
(Please refer to instructions given in this regard).

**\* For Candidates belonging to SC/ST Category, this fee of Rs 2400/- shall be refunded duly deducting bank charges as applicable, on appearing in 1<sup>st</sup> Stage CBT.**

#### **9. COMPETITIVE RECRUITMENT TEST**

The Recruitment Test shall be conducted through a Computer Based Test (CBT).

- The examination shall be held on **25<sup>th</sup> August, 2024 (Sunday)**.
- The duration of the Test shall be 1½ hours (90 minutes).
- The Online (CBT) Recruitment Test will be conducted in one shift:  
Timing for: **10:00 AM to 11:30 AM**

#### **10. TYPE OF PAPER:**

**The Competitive Entrance Examination will have one paper in English language consisting of 80(Eighty) Objective Type (Multiple Choice type) questions**

#### **11. SUBJECTS:**

- The Recruitment Test for SR/SD will consist of **multiple-choice questions** covering the concerned specialty.

#### **12. SCHEME OF MARKING**

##### ***a) CBT online test***

- Each correct response will get a score of 1 mark.
- No marks will be awarded for the questions not answered or marked for review  
(Questions marked for review shall be considered as unanswered).
- **There will be no negative marking.**

##### ***b) Interview***

- The Interview will carry 20 marks.
- The merit list(s) for all categories i.e. SC/ST/OBC/UR/EWS shall be prepared on the basis of combined marks of online test and interview.

#### **13. METHOD OF RESOLVING TIES**

**All Tie cases (more than one candidate having same marks) have been resolved on date of birth. Older candidate (earlier date of birth) is ranked above younger candidate.**

#### **14. PREPARATION OF MERIT LIST**

**Applying the above method for resolving ties**





Overall and Category-wise merit Lists shall be prepared accordingly.

**15. SUMMARY OF RECRUITMENT TEST PATTERN**  
(Please see the text for details and explanations)

01	Mode of Recruitment Test	Computer Based Test (CBT) / Online
02	Duration of Recruitment Test	1½ hours (One hour and thirty minutes /90 minutes)
03	Date of Recruitment Test	25 <sup>th</sup> August , 2024 (Sunday)
04	Number of Shifts	01 (One)
05	Timing of Recruitment Test	10.00 AM to 11.30 AM
06	Location of Centres	Delhi / NCR
07	Language of Paper	English
08	Type of Examination	Objective Type
09	Number of Questions	One Paper of 80 MCQ (Eighty)
10	Type of Objective Questions	Multiple Choice Questions (MCQs)
11	Marking Scheme	<u>Recruitment Test</u> Correct Answer: One mark (+)1 Unanswered / Marked for Review: 0 There will be no negative marking. <u>Interview (20 Marks)</u>
12	Method of resolving ties	On date of birth. Older candidate (earlier date of birth) is ranked above younger candidate.

**16. METHOD OF SELECTION**

- Selection will be made entirely on the basis of merit in the Recruitment Test.
- **Candidate must confirm the subject they have applied for after logging in the examination. In case of any discrepancy report to invigilator immediately on the day of examination.**
- **Question paper will be provided in the online Test as Subject/Group applied in the Registration/application form. No further change in Subject/Group after submitting the Examination Fee.**
- The Recruitment Test for Senior Resident will consist of **90 Minutes (1½ hours)** duration containing **80 multiple choice questions in the subject concerned.**
- **There will be no negative marking.**

			
<b>CORRECT</b>	<b>WRONG</b>	<b>FOR REVIEW</b>	<b>NOT ANSWERED</b>
<b>+1</b>	<b>0</b>	<b>0</b>	<b>0</b>

*No Clarification will be offered on technical aspect of question during examination **If any discrepancy in any question is found in the Entrance Examination, the candidate is advised to write to Associate Dean (Exam), AIIMS, New Delhi - 110 029 within 24 hours through the link enabled in their MyPage under Section Representation for Questions (RFQ). The link will remain enabled for 24 hours after the completion of the Examination.***

**17. SELECTION PROCEDURE:**

- a) **The Candidate can apply only in any one Subject / Specialty only out of 13 Subject / Specialty as enlisted.**
- b) Computer Based Test (CBT) in online mode of 80 Marks based on MCQs in the subject concerned will be conducted on **25<sup>th</sup> August, 2024 in Delhi NCR only**. The eligible candidates will be intimated about exact time and place of online examination through **admit card which will be uploaded on AIIMS websites [www.aiimsexams.ac.in](http://www.aiimsexams.ac.in)**. Candidates are required to take print out of their Admit Card & produce the same at the center for online test.  
**Please note that Admit Card(s) will not be sent by post.**
- c) The list of candidates who qualify in the Computer Based Test (CBT) & eligible for interview will be displayed on the AIIMS websites **[www.aiimsexams.ac.in](http://www.aiimsexams.ac.in)**. **The Groups of Interview will be announced with Stage-I result.**
- d) **All candidates are required to check their Mypage , SMS and Email including website [www.aiimsexams.ac.in](http://www.aiimsexams.ac.in) on regular basis. Communication will be made exclusively via email & SMS . No separate postal correspondence will be issued or entertained.**
- e) Candidates are required to **bring original certificate (along with one set of attested Photocopy) of :**
- (i) **Date of Birth (i.e. 10<sup>th</sup> Passing),**
  - (ii) **Qualifying degree (MBBS/BDS/MD/MS/MDS/MHA/Ph.D./M.Sc./B.Sc./DM/M.Ch./ Others),**
  - (iii) **Valid registration with MCI/State Medical Council/DMC\*,**
  - (iv) **SC/ST/OBC/EWS and OPH certificate - valid for central government jobs/OPH.**
  - (v) **No objection certificate from current employer (wherever applicable) at the time of Interview for Verification.**
  - (vi) **Completion of tenure and passing proof**
- Only those candidates whose certificates are found to be in order shall be permitted to appear for the Interview.**
- f) **The total number of candidates eligible to be called for the interview will be three times the number of advertised seats (but not less than 5 in any category or subject in case number of applicants>5) advertised in the respective group for various categories. Candidates qualifying under OPH category may be over and above this number for the purpose of Interview & not for total number of posts.**
- g) The Interview will carry 20 marks.
- h) The merit list(s) for all categories i.e. SC/ST/OBC/UR/EWS shall be prepared on the basis of combined marks of online test and interview. **All Tie cases (more than one candidate having same marks) shall be resolved based on date of birth. Older candidate (earlier date of birth) shall be ranked above younger candidate.**
- i) After filling available posts all remaining otherwise eligible candidates called for interview shall be kept in the waiting list which will be valid till **31.12.2024**.
- j) Any vacancy arising because of non-joining by selected candidates in this selection or by resignation of candidates who had joined after selection in this session of **July, 2024** will be offered to the Candidate from the waiting list according to his/her merit/category.
- k) In application form, all applicants must provide two phone numbers and email / fax no. for faster communication about such vacancies. Candidates who have applied in these groups may take note that during **the tenure they may be rotated as and when required by the department.**

**The Final Result will only be available on AIIMS website at [www.aiimsexams.ac.in](http://www.aiimsexams.ac.in)**

The Candidate must submit registration with Delhi Medical Council, before joining the post, in case selected.

# **IMPORTANT INSTRUCTIONS**

## **1. INSTRUCTIONS FOR FILLING THE ONLINE APPLICATION FORM**

Candidate should fill in the online Application Form taking utmost care and following instructions and help manual as given in the Prospectus, step by step. Candidate should fill in the Online Application form correctly. Incorrect filled form may result in rejection.

## **2. ONLINE REGISTRATION & SUBMISSION OF APPLICATION FORM**

A candidate seeking admission to the Recruitment Test is required to submit his/her application in the prescribed format available online with the Prospectus on [www.aiimsexams.ac.in](http://www.aiimsexams.ac.in) **The cost of Application Form includes the fee for Recruitment Test which is non-refundable and no correspondence in this regard will be entertained.** The candidate is required to go through the prospectus carefully and acquaint himself/herself with all requirements with regard to filling in of the online application form.

**Online Registration:** After selecting the online registration, fill the mandatory details asked for deposit the prescribed fee in the through **Debit/Credit Card/Net Banking** after submitting fees filled required information step by step. Follow the Instructions scrupulously.

It will be the responsibility of the candidates to ensure that correct details are filled in the Registration Form. The Institute will not be responsible for any cancellation of candidature/loss or lack of communication etc. as a consequence of incorrectly filled application form

**The candidate can apply only in any one Group out of 13 Subject/Speciality as enlisted.**

**All applicants are required to ensure that Photo/Signature/Left Thumb Impression is uploaded according to the instructions provided in the Prospectus. Failure to do so application will be treated as Rejected.**

**Duplicate applications from any applicant will result in cancellation of all such applications. No intimations regarding such summary rejections will be provided.**

## **3. STATUS OF ONLINE REGISTRATION**

Acknowledgement of successful Online Registration will be forwarded to applicant's Registered on their email ID. The Registration Form will remain Under Review regarding eligibility. However, candidates can check their status of uploaded images within 3-5 working days from the date of online Registration is done and subsequent further updates the status as per direction. The rejected images can be updated till the registration is open.

The candidates are advised to check final status of their Registration Form regarding images and eligibility and Admit Card which will be available on AIIMS website [www.aiimsexams.ac.in](http://www.aiimsexams.ac.in) as per the schedule mentioned above.

**Admit card for accepted Registration Form will only be uploaded on the website. If the status of Registration Form or Admit Card is not available on website, he/she should immediately raise concern through "Raise a query" link which is available on you're my page along with name, candidate ID, subject applied and other particulars of the Registration Form. (Please see "Procedure for raise a query")**

## **4. DOCUMENTS TO BE ATTACHED WITH REGISTRATION SLIP AT THE TIME OF INTERVIEW**

**II) The candidates recommended for Interviews on the basis of results of the Recruitment Test must submit attested copies of the following documents in the manner prescribed below at the time of Interview:**

The candidates appearing for allotment by personal appearance should bring the following documents in original along with one set an attested photocopy of the documents: -

- i) Admit Card issued by AIIMS.
- ii) High School/Higher Secondary Certificate/Birth Certificate in proof of date of birth. (Matriculation)
- iii) Qualifying degree (MBBS/BDS/MD/MS/MDS/Ph.D./M.Sc./others.)
- iv) Valid Permanent/Provisional Registration Certificate issued by MCI or DCI/State Medical or Dental Council/DMC.
- v) No objection certificate from the current employer (wherever applicable) at the time of Interview for verification before they are allowed to appear for Interview.
- vi) The Candidate should also bring the following certificate (valid for central Govt. Jobs), if applicable:
  - a) SC/ST Certificate issued by the competent authority and should be in English or Hindi language. Community (Category) should be clearly mentioned in the certificate.
  - b) OBC Certificate issued by the competent authority for central Govt. jobs for admission in Central Govt. College/Institute. The sub-caste should tally with the Central List of OBC. OBC Candidates should not belong to Creamy Layer. OBC certificate must be in the Central Govt. Format as prescribed in the prospectus. (Issued between **13.08.2023 and 12.08.2024**)
  - c) Physical Disability Certificate issued from a duly constituted and authorized Medical Board. (Valid for central gov. Jobs/OPH.

d) EWS Certificate issued by the competent authority and should be in given format.(Issued between 01.04.2024 to 12.08.2024)

**If a candidate fails to submit attested copies of the requisite documents as above, his/her candidature will be cancelled and he/she will not be allowed to participate in subsequent stages of Interview/selection process.**

**5. SUBMISSION OF APPLICATION BY CANDIDATES WHO ARE EMPLOYED**

The Institute does not have any objection if the candidates in employment apply directly for the above Recruitment Test. However, all such candidates should inform their employer in writing that they are applying for this Recruitment Test. They should also sign the undertaking in the downloaded copy of Registration Slip that they have informed their employer about the submission of the application to AIIMS at the time of Interview. If any communication is received from their department/office withholding permission to the candidate's appearing to the Recruitment Test, the candidature/admission of the candidate will be cancelled, and no further correspondence in this regard will be entertained.

**6. SUBMISSION OF CERTIFICATE BY SC/ST/OBC/EWS CANDIDATES**

After declaration of result of the Requirement Test, candidates belonging to Scheduled Caste/Scheduled Tribe, Other Backward Classes and Economy Weaker Section (EWS) should submit, along with other requisite documents, an attested copy of a certificate from any one of the following **authorities stating that the candidate belongs to a Scheduled Caste, a Scheduled Tribe, Economy Weaker Sections (EWS) or Other Backward Classes in the prescribed form given in the prospectus.**

- A. District Magistrate, Additional District Magistrate, Collector, Deputy Commissioner, Additional Deputy Commissioner, Deputy Collector, 1st Class Stipendiary Magistrate, City Magistrate, Sub-Divisional Magistrate, Taluka Magistrate, Executive Magistrate, Extra Assistant Commissioner.
- B. Chief Presidency Magistrate/Additional Chief Presidency Magistrate/Presidency Magistrate.
- C. Revenue Officer not below the rank of Tehsildar.
- D. Sub-Divisional Officer of the area where the candidate and his or her family normally resides.
- E. Administrator/Secretary to Administrator/Development Officer (Lakshadweep Island) or as authorised in the Constitution.

The candidate will be required to submit an undertaking to the effect of his/her caste. The detection of any discrepancy in the caste certificate shall entail cancellation of registration. This is as per the provisions made by Ministry of Personnel, Public Grievances and Pensions vide their order No. 36033/4/97-Estt. (RES) dated 25.7.2003 and No. 36011/3/2005-Estt. (RES) dated 9.9.2005 respectively.

**Candidates must note that a certificate from any other person/authority will not be accepted and no further correspondence in this regard shall be entertained. The name, designation and the seal of the officer should be legible in the certificate.**

**The Reservation for Economically Weaker Sections (EWSs) in direct recruitment in civil posts and services in the Government of India will be as per O.M. No. 36039/1/2019-Estt(Res) dated 31<sup>st</sup> January 2019 issued by Ministry of Personnel, Public Grievances & Pensions. Subsequently, Candidate will have to fill the Performa as given in the prospectus duly signed by the competent authority.**

7. **PROCEDURE IF THERE IS ANY DISCREPANCY NOTICED:** Discrepancy, if any, observed in the date and time of the Recruitment Test mentioned in the Prospectus, Admit Card etc. should be immediately brought to the notice of the Assistant Controller of Examinations AIIMS, New Delhi through email. Complaints received after the examination is held will not be entertained. *In case any discrepancy is found in the information provided in the various documents, the data provided on the Application Form will be considered as final for all purposes.*
8. It will be the responsibility of the candidate to ensure that correct address, Mobile No. & email ID in the Application Form is filled. The Institute shall not be responsible for any miscommunication due to incorrect address, Mobile No. and email ID given by the applicant on the Application Form or non-receipt for any communication.
9. **Downloadable Admit cards of all the eligible candidates will be hosted on website [www.aiimsexams.ac.in](http://www.aiimsexams.ac.in) as per the schedule mentioned above. All the candidates are advised to download their Admit Cards from the website. It may please be noted that the Admit Cards will not be sent by Post.**
10. Change, if any, in the address mobile No. and email ID should be immediately intimated through registered email. Candidate should also ensure that any communication sent at the previous address is redirected to him/her at the new address.
11. If a candidate is at any stage found to have provided false information/certificate or is found to have withheld or



concealed some information in his/her application form, he/she will be debarred from admission, his/her residency will be terminated with immediate effect.

12. If ineligibility is detected at any stage, candidature/admission of the candidate will be cancelled without any notice.
13. Candidate must not obtain or give or attempt to obtain or give irregular assistance of any kind during the examination; this will entail expulsion and cancellation of candidature for the examination. The appointment of the applicant will be cancelled and appropriate criminal/civil proceedings will be initiated against the candidate, if at any stage of the examination the candidate is found to have secured admission by using any unfair means.
14. The Institute will not intimate the result of Recruitment Test individually. No correspondence in this regard will be entertained. **However, the marks of individual candidate will be made available on AIIMS website [www.aiimsexams.ac.in](http://www.aiimsexams.ac.in) on completion of the examination process.**
15. **There is no provision displaying marks of Written/Interview for re-checking/re-evaluation and no query in this regard will be entertained.**
16. The decision of the Director of the Institute shall be final in the matter of selection of candidates for appointment to various department/group and no appeal will be entertained in this regard.
17. Selected candidates must join on the date (upto 10.00 AM after medically fitness) stipulated in the letter of selection, failing which the selection/admission shall stand cancelled/withdrawn.
18. **The selected candidates will get the original documents verified at the time of joining (between 10:00 am to 12:00 noon). Without original documents, no candidate is allowed for joining.**
19. The rules are subject to change in accordance with the decision of the Institute to be taken from time to time.
20. **Any dispute in regard to any matter referred to herein shall be subject to the jurisdiction of High Court of Delhi only.**
21. **Procedure for query regarding pre-examination formalities.**
  - Candidate may feel free to write us the queries through the link "Raise a query" available on my page by login with Candidate ID & Password.

## **Criteria for Persons With Benchmark Disability [PWBD]**

A SCHEDULE is annexed regarding, "SPECIFIED DISABILITY" clause (zc) of section 2, that states as under,

### 1. Physical disability

A. Locomotor disability (a person's inability to execute distinctive activities associated with movement of self and objects resulting from affliction of musculoskeletal or nervous system or both), including—

- (a) "leprosy cured person" means a person who has been cured of leprosy but is suffering from—
  - (i) loss of sensation in hands or feet as well as loss of sensation and paresis in the eye and eye-lid but with no manifest deformity;
  - (ii) manifest deformity and paresis but having sufficient mobility in their hands and feet to enable them to engage in normal economic activity;
  - (iii) extreme physical deformity as well as advanced age which prevents him/her from undertaking any gainful occupation, and the expression "leprosy cured" shall be construed accordingly;
- (b) "cerebral palsy" means a group of non-progressive neurological conditions affecting body movements and muscle coordination, caused by damage to one or more specific areas of the brain, usually occurring before, during or shortly after birth;
- (c) "dwarfism" means a medical or genetic condition resulting in an adult height of 4 feet 10 inches (147 centimeters) or less;
- (d) "muscular dystrophy" means a group of hereditary genetic muscle diseases that weaken the muscles that move the human body and persons with multiple dystrophies have incorrect and missing information in their genes, which prevents them from making the proteins they need for healthy muscles. It is characterized by progressive skeletal muscle weakness, defects in muscle proteins, and the death of muscle cells and tissue;
- (e) "acid attack victims" means a person disfigured due to violent assaults by throwing of acid or similar corrosive substance.

### B. Visual impairment—

- (a) "blindness" means a condition where a person has any of the following conditions, after best correction—
  - (i) total absence of sight; or
  - (ii) visual acuity less than 3/60 or less than 10/200 (Snellen) in the better eye with best possible correction; or
  - (iii) limitation of the field of vision subtending an angle of less than 10 degrees.
- (b) "low-vision" means a condition where a person has any of the following conditions, namely:
  - (i) visual acuity not exceeding 6/18 or less than 20/60 up to 3/60 or up to 10/200 (Snellen) in the better eye with best possible corrections; or
  - (ii) limitation of the field of vision subtending an angle of less than 40 degrees up to 10 degrees.

### C. Hearing impairment-

- (a) "deaf" means persons having 70 dB hearing loss in speech frequencies in both ears;
- (b) "hard of hearing" means person having 60 dB to 70 dB hearing loss in speech frequencies in both ears;

D. "Speech and language disability" means a permanent disability arising out of conditions such as laryngectomy or aphasia affecting one or more components of speech and language due to organic or neurological causes.

2. Intellectual disability, a condition characterized by significant limitation both in intellectual functioning (reasoning, learning, problem solving) and in adaptive behavior which covers a range of every day, social and practical skills, including—

- (a) "specific learning disabilities" means a heterogeneous group of conditions wherein there is a deficit in processing language, spoken or written, that may manifest itself as a difficulty to comprehend, speak, read, write, spell, or to do mathematical calculations and includes such conditions as perceptual disabilities, dyslexia, dysgraphia, dyscalculia, dyspraxia and developmental aphasia;
- (b) "autism spectrum disorder" means a neuro-developmental condition typically

appearing in the first three years of life that significantly affects a person's ability to communicate, understand relationships and relate to others, and is frequently associated with unusual or stereotypical rituals or behaviors.

3. Mental behavior,— "mental illness" means a substantial disorder of thinking, mood, perception, orientation or memory that grossly impairs judgment, behavior, capacity to recognize reality or ability to meet the ordinary demands of life, but does not include retardation which is a condition of arrested or incomplete development of mind of a person, specially characterized by sub normality of intelligence.

4. Disability caused due to—

(a) chronic neurological conditions, such as—

(i) "multiple sclerosis" means an inflammatory, nervous system disease in which the myelin sheaths around the axons of nerve cells of the brain and spinal cord are damaged, leading to demyelination and affecting the ability of nerve cells in the brain and spinal cord to communicate with each other;

(ii) "Parkinson's disease" means a progressive disease of the nervous system marked by tremor, muscular rigidity, and slow, imprecise movement, chiefly affecting middle-aged and elderly people associated with degeneration of the basal ganglia of the brain and a deficiency of the neurotransmitter dopamine.

(b) Blood disorder—

(i) "Haemophilia" means an inheritable disease, usually affecting only male but transmitted by women to their male children, characterized by loss or impairment of the normal clotting ability of blood so that a minor wound may result in fatal bleeding;

(ii) "thalassemia" means a group of inherited disorders characterized by reduced or absent amounts of haemoglobin.

(iii) "sickle cell disease" means a hemolytic disorder characterized by chronic anemia, painful events, and various complications due to associated tissue and organ damage; "hemolytic" refers to the destruction of the cell membrane of red blood cells resulting in the release of hemoglobin.

5. Multiple Disabilities (more than one of the above specified disabilities) including deaf blindness which means a condition in which a person may have combination of hearing and visual impairments causing severe communication, developmental, and educational problems.

6. Any other category as may be notified by the Central Government.

**Note: Any amendment to the Schedule to the RPWD Act, 2016, shall consequently stand amended in the above schedule.**

**The selection shall be subjected to medical fitness by Medical board.**

**PROFORMA FOR OTHER BACKWARD CLASS (OBC) CERTIFICATE**

**(Certificate to be Produced by other Backward Classes applying for Admission to Central Educational Institutions (CEIs), Under the Government of India)**

This is to certify that Shri / Smt./Kum. \_\_\_\_\_ Son/Daughter of Shri/Smt. \_\_\_\_\_ of Village/Town \_\_\_\_\_ District/Division \_\_\_\_\_ in the \_\_\_\_\_ State belongs to the \_\_\_\_\_ Community which is recognized as a backward class under:

- (i) Resolution No. 12011/68/93-BCC(C) dated 10/09/93 published in the Gazette of India Extraordinary part I Section I No. 186 dated 13/09/93.
- (ii) Resolution No. 12011/9/94-BCC dated 19/10/94-BCC dated 19/10/94 published in the Gazette of India Extraordinary part I Section I No. 163 dated 20/10/94.
- (iii) Resolution No. 12011/7/95-BCC dated 24/05/95 published in the Gazette of India Extraordinary part I Section I dated 25/05/95.
- (iv) Resolution No. 12011/96/94-BCC dated 09/03/96.
- (v) Resolution No. 12011/44/94-BCC dated 06/12/96 published in the Gazette of India Extraordinary part I Section I No. 210 dated 11/12/96.
- (vi) Resolution No. 12011/13/97-BCC dated 03/12/97.
- (vii) Resolution No. 12011/99/94-BCC dated 11/12/97.
- (viii) Resolution No. 12011/68/98-BCC dated 27/10/99.
- (ix) Resolution No. 12011/88/99-BCC dated 06/12/99 published in the Gazette of India Extraordinary Part I Section I No. 270 dated 06/12/99.
- (x) Resolution No. 12011/36/99-BCC dated 04/04/2000 published in the Gazette of India Extraordinary Part I Section I No. 71 dated 04/04/2000.
- (xi) Resolution No. 12011/44/99-BCC dated 21/09/2000 published in the Gazette of India Extraordinary Part I Section 1 No. 210 dated 21/09/2000.
- (xii) Resolution No. 12015/09/2000-BCC dated 06/09/2001.
- (xiii) Resolution No. 12011/01/2001-BCC dated 19/06/2003.
- (xiv) Resolution No. 12011/04/2002-BCC dated 13/01/2004.
- (xv) Resolution No. 12011/09/2004-BCC dated 16/01/2006 published in the Gazette of India Extraordinary Part I Section I No. 210 dated 16/01/2006.

Shri/Smt./Kum. \_\_\_\_\_ and/or his family ordinarily reside(s) in the \_\_\_\_\_ District/Division of \_\_\_\_\_ State.

This is also to certify that he/she does not belong to the persons/sections (Creamy Layer) mentioned in Column 3 of the Scheduled to the Government of India. Department of Personnel & Training O.M. No. 36012/22/93-Estt. (SCT) dated 08/09/93 which is modified vide OM No. 36033/3/2004 Estt. (Res.) dated 09/03/2004 or the latest notification of the Government of India.

Dated:

District Magistrate/Competent Authority Seal

**NOTE:**

- a) The Term Ordinarily used here will have the same meaning as in Section 20 of the Representation of the People Act, 1950.
- (b) The authorities competent to issue Caste Certificates are indicated below:
  - (i) District Magistrate/Additional Magistrate/Collector/Deputy Commissioner/Additional Deputy Commissioner/Deputy Collector/1<sup>st</sup>Class Stipendiary Magistrate/Sub-Divisional Magistrate/ Taluka Magistrate/Executive Magistrate/Extra Assistant Commissioner (not below the rank of 1<sup>st</sup>Class Stipendiary Magistrate.)
  - (ii) Chief Presidency Magistrate/Additional Chief Presidency Magistrate/Presidency Magistrate.
  - (iii) Revenue Officer not below the rank of Tehsildar.
  - (IV) Sub-Divisional Officer of the area where the candidate and/or his family resides.

**FORM OF SC/ST CERTIFICATE PRESCRIBED**

**Form of certificate as prescribed in M.H.A., O.M., No. 42/21/49-N.G.S. dated the 28.1.1952, as revised in Dept. of Per-& A.R. letter No. 36012/6/76-Est. (S.CT), dated the 29.10.1977, to be produced by candidate belonging to a Scheduled Caste or a Scheduled Tribe in support of his/her claim.**

**CASTE CERTIFICATE**

This is to certify that Shri/Smt./Kum\*..... son/daughter\*of.....of village/town\*.....in district/Division\*.....of the State/Union Territory\*..... belongs to the .....Caste/Tribe which is recognized as a Scheduled Caste/Scheduled Tribe\* under:

- The Constitution (Scheduled Caste) Order, 1950
- The Constitution (Scheduled Tribe) Order, 1950
- The Constitution (Scheduled Caste) (Union Territories) Order, 1951
- The Constitution (Scheduled Tribe) (Union Territories) Order, 1951

% 1. (as amended by the Scheduled Caste and Scheduled Tribes Lists (Modification) Order, 1956, the Bombay Re-Organization Act, 1960, the Punjab Re-Organization Act, 1966, the State of Himachal Pradesh Act, 1970 the North-Eastern Areas (Re-organization) Act, 1971 and the Scheduled Castes and Scheduled Tribes Orders, (Amendment) Act, 1976). The Constitution (Jammu and Kashmir) Scheduled Caste Order, 1956.

- The Constitution (Andaman and Nicobar Islands) Scheduled Tribes Order, 1959.
- The Constitution (Dadra and Nagar Haveli) Scheduled Caste Order, 1962.
- The Constitution (Dadra and Nagar Haveli) Scheduled Tribes Order, 1962.
- 
- The Constitution (Pondicherry) Scheduled Caste Order, 1964
- The Constitution (Uttar Pradesh) (Scheduled Tribes) Order, 1967
- The Constitution (Goa, Daman & Diu) Scheduled Caste Order, 1968.
- The Constitution (Goa, Daman & Diu) Scheduled Tribes Order, 1968.
- The Constitution (Nagaland) Scheduled Tribes Order, 1970.
- The Constitution (Sikkim) Scheduled Caste Order, 1978.
- The Constitution (Sikkim) Scheduled Tribes Order, 1978.

% 2. Applicable in the case of Scheduled Caste/Schedule Tribe persons who have migrated from one State/ Union Territory Administration:

This certificate is issued on the basis of the Scheduled Caste/Scheduled Tribe certificate issued to Shri / Smt\*.....father/mother of Shri/Smt/Kum\*.....of village/town\*..... in District/Division\* of the State/Union Territory\* ..... who belongs to the.....caste/tribe which is recognised as a Scheduled Caste/Scheduled Tribe\* in the State/Union Territory\* ..... issued by the (name of prescribed authority) vide their No.....date..... % 3. Shri\*/Smt\*/Kum\* ..... and/or his/her\* family ordinary reside(s) in village/town\* ..... of the State/Union Territory of.....

Place ..... State/Union Territory Signature.....  
Date ..... \*\*Designation.....  
(With seal of Office)

- Please delete the words which are not applicable.
- Please quote specific Presidential Order.
- % Delete the paragraph which is not applicable.
- \*\* Should be signed by the Authorities empowered to issue Scheduled Caste/Scheduled Tribe certificates as specified above.

# FORM OF EWS CERTIFICATE PRESCRIBED

Annexure-I

Government of .....  
(Name & Address of the authority issuing the certificate)

## INCOME & ASSEST CERTIFICATE TO BE PRODUCED BY ECONOMICALLY WEAKER SECTIONS

Certificate No. \_\_\_\_\_

Date: \_\_\_\_\_

VALID FOR THE YEAR \_\_\_\_\_

This is to certify that Shri/Smt./Kumari \_\_\_\_\_ son/daughter/wife of \_\_\_\_\_ permanent resident of \_\_\_\_\_, Village/Street \_\_\_\_\_ Post Office \_\_\_\_\_ District \_\_\_\_\_ in the State/Union Territory \_\_\_\_\_ Pin Code \_\_\_\_\_ whose photograph is attested below belongs to Economically Weaker Sections, since the gross annual income\* of his/her 'family\*\*' is below Rs. 8 lakh (Rupees Eight Lakh only) for the financial year \_\_\_\_\_. His/her family does not own or possess any of the following assets\*\*\* :

- I. 5 acres of agricultural land and above;
- II. Residential flat of 1000 sq. ft. and above;
- III. Residential plot of 100 sq. yards and above in notified municipalities;
- IV. Residential plot of 200 sq. yards and above in areas other than the notified municipalities.

2. Shri/Smt./Kumari \_\_\_\_\_ belongs to the \_\_\_\_\_ caste which is not recognized as a Scheduled Caste, Scheduled Tribe and Other Backward Classes (Central List)

Signature with seal of Office \_\_\_\_\_

Name \_\_\_\_\_

Designation \_\_\_\_\_

Recent Passport size  
attested photograph of  
the applicant

\*Note1: Income covered all sources i.e. salary, agriculture, business, profession, etc.

\*\*Note 2: The term "Family" for this purpose include the person, who seeks benefit of reservation, his/her parents and siblings below the age of 18 years as also his/her spouse and children below the age of 18 years

\*\*\*Note 3: The property held by a "Family" in different locations or different places/cities have been clubbed while applying the land or property holding test to determine EWS status.

G. Srinivasan

## INSTRUCTIONS FOR UPLOADING IMAGES

### Instructions related to uploading of Photographs, signature and left thumb impression

Uploading of digital Images of Photograph, Signature and Thumb-print **is mandatory**. Read and follow the instructions given below to avoid inconvenience and rejection of application form due to uploading of **improper** digital images.

Prepare the digital images in advance to avoid delays/inconvenience while filling the online application form.

### Instructions for photo upload:

Digital image of your photo can be made in two ways

- a. Clicking your photo using a digital device (camera etc)
- b. Scanning of already available photograph

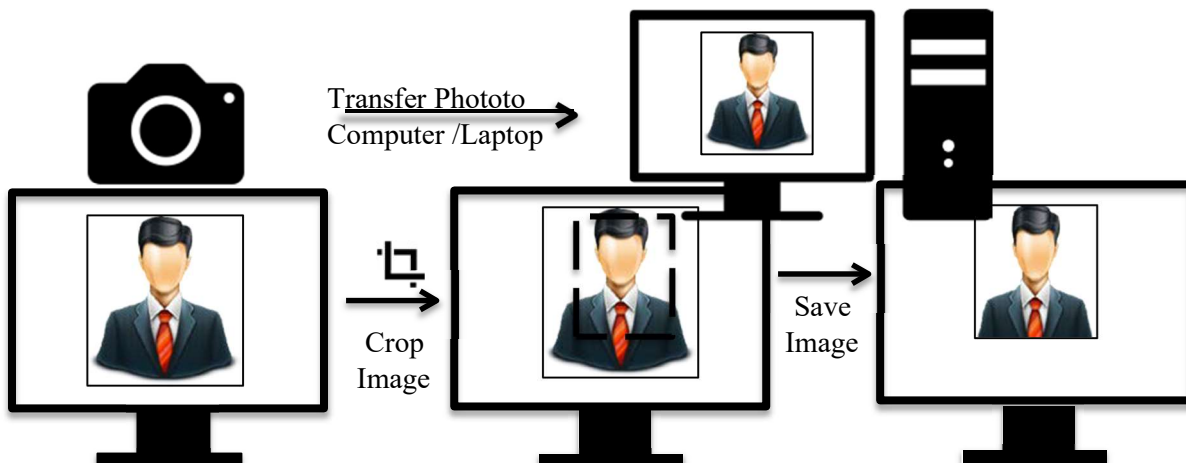
#### Click a photo using a digital device

##### 1. Clicking your photo

- a. Stand/sit against a **white background**.
- b. Click colour photograph in **bright light** using any digital device (preferably with > 5-megapixel resolution). Avoid using flash as it tends to create a shadow on the white background.
- c. Look straight into the camera (to avoid angulations office).
- d. Ensure that your eyes and both ears are clearly visible on the photograph.

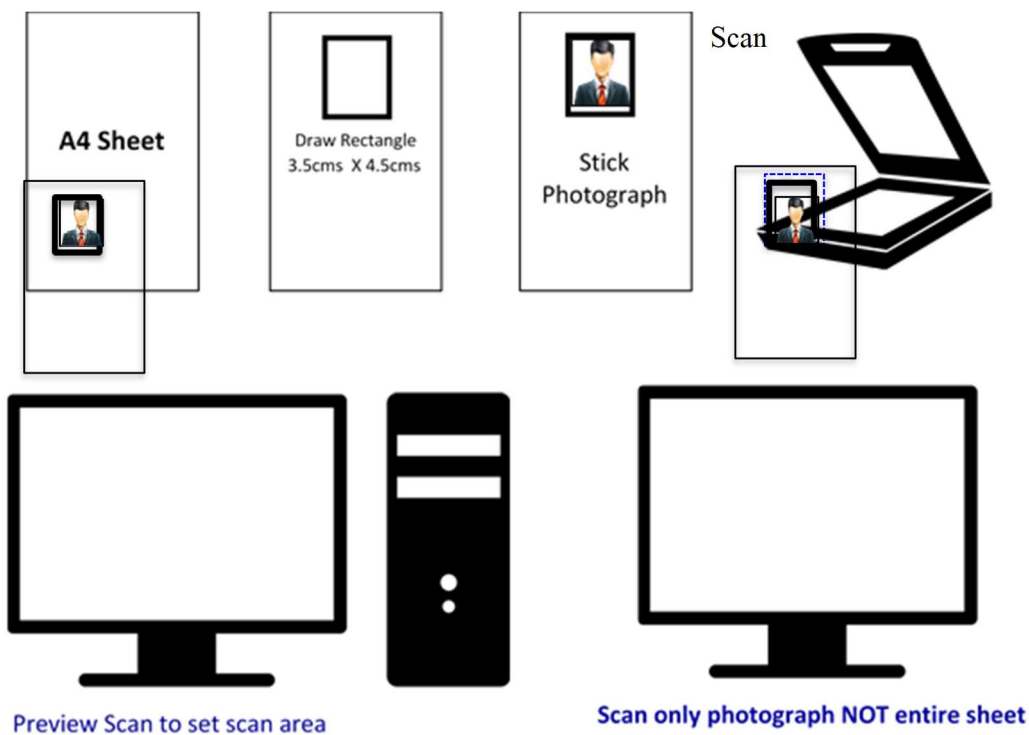
##### 2. Editing of digital photograph

- a. **Transfer** the photograph from the digital device to a computer/laptop.
- b. **Crop** the photograph such that your head, shoulders are visible and occupy most of the image.
- c. **Resize** the image to 50 – 100 Kb (maintain aspect ratio, i.e. height and width ratio to avoid distortion of image)



In case you already have a professionally clicked passport size colour photograph follow the following procedure to prepare scanned image of the same.

1. Before you scan the photograph ensure that
  - a. Photo has been taken against a white background without a border and clearly shows your face, eyes and bothers.
  - b. The photograph is of standard passport size (3.5 cm X 4.5 cm, width X height)
  - c. The photograph is recent (within 6 months of online application).
2. Scanning of passport size photograph
  - a. **Draw a Box** of 3.5 horizontal and 4.5 vertical size (3.5 cm x 4.5 cm) on a white sheet of paper using a pencil.
  - b. Paste the photograph in the box drawn.
  - c. Put the paper with photograph in the scanner and **scan only the box with photograph** (do not scan the whole sheet of white paper). **Set the scanning to 200 dpi** and scan the photograph. During scanning most software allows selection of the desired area for final scanning after initial preview & scan.
  - d. **Save the scanned images** as jpg/jpeg/gif/png as "Photograph.jpg" or "Photograph.jpeg" or "Photograph.gif" or "Photograph.png"
  - e. **Resize** the scanned image to 50–100 Kb. Use any image editing software to size the image. Maintain the aspect ratio (i.e. relationship of height vs width while resizing)



### Checklist before uploading digital image of photo

1. Photograph is in colour with white background.
2. Your face is clearly visible.
3. Size of the image is between 50-100kb.
4. Image is in .jpg/.jpeg/.gif/.png format.
5. Image is not blurred in the process of editing.



## Instruction for preparing digital image of signature

### Putting signature inside a box on a white sheet

1. Draw a box of 6 cm x 3 cm (width\*height) on a white paper sheet with a pencil.
2. Take a thick tip black/blue ink pen (preferably fountainpen).
3. The person who will be appearing in the examination should sign with in the drawn box (full signature).
4. Following kind of signatures are **NOT** acceptable:
  - Signature containing Initials only
  - Signature in CAPITAL LETTERS
  - Signature with overwriting

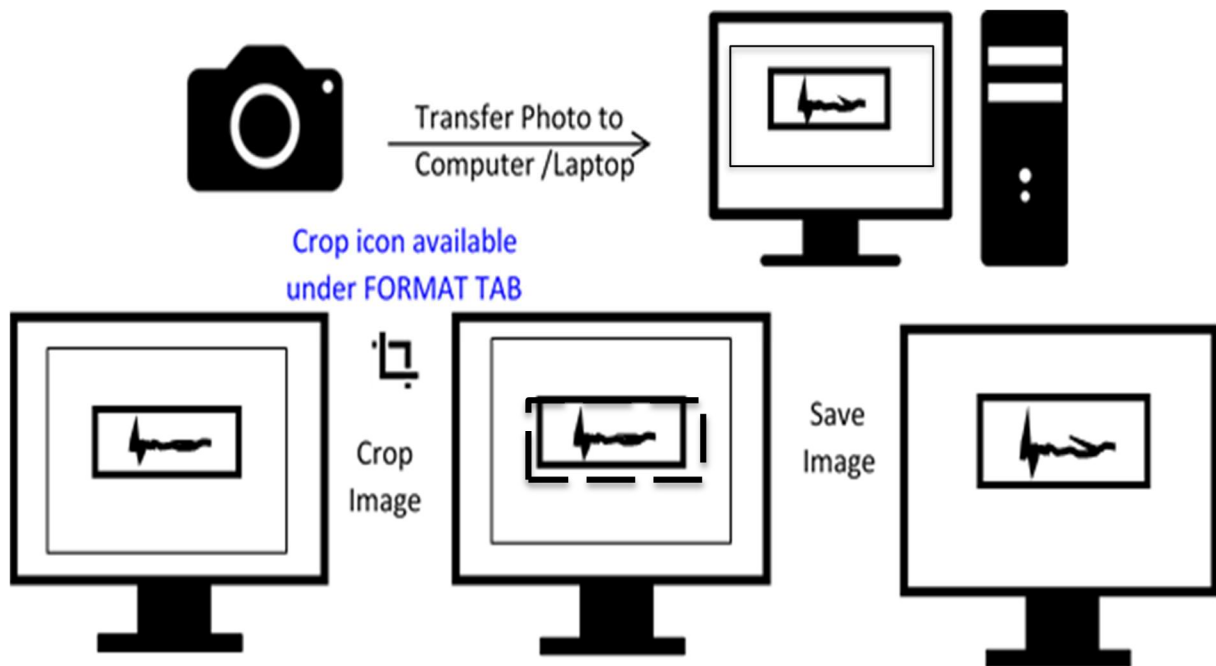


### Digital image of your Signature can be made in two ways

- A. Using a digital device to directly image (i.e. camera)
- B. Scanning the signature

#### A. Preparing digital image of signature using a digital device(camera)

1. Clicking image of signature using a digital device.
  - a) Click the signature within the box in bright light conditions using any digital device (preferably with >5 megapixel resolution). Avoid using flash.
  - b) Check the shadow of your hands/camera/smart phone etc. does not fall on the sheet.

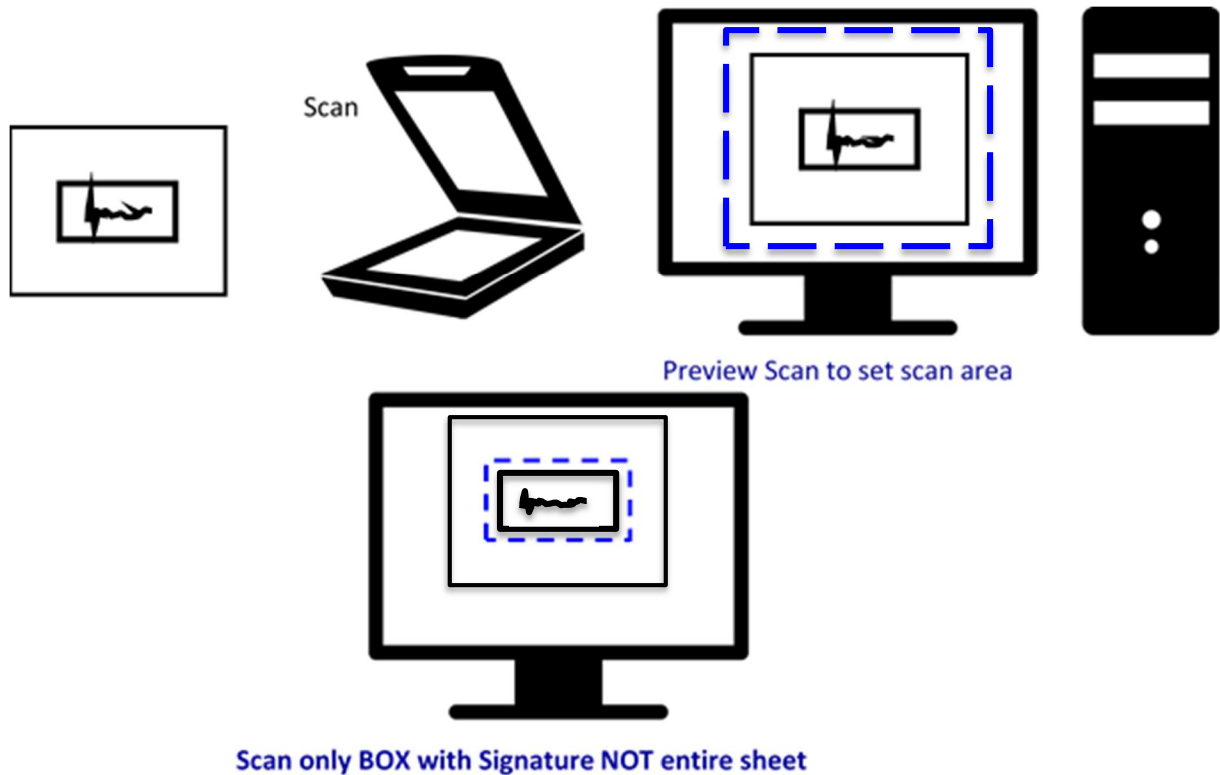


#### 2. Editing digital image of the signature

- a. Transfer the digital image to a computer/laptop.
- b. If required, use **auto-correct** feature of image editing software so that the signature is clear against a white background.
- c. **Crop** the image such that borders of box are reached.
- d. **Resize** the image to 20–100 Kb (maintain aspect ratio, i.e. height and width ratio to avoid distortion of image)

## B. Scanning the signature

1. Set the scanner to 200 dpi and scan only the box with signature (DO NOT scan the whole sheet)
2. Save the scanned signature as .jpg/.jpeg/.gif/.png image.
3. Re-size the image to 20 to 100 Kb. Size of the image can be checked by right click on the image and then go to "Properties" link. ([Click here](#) to know how to resize a scanned image)



### Checklist before uploading digital of signature

1. Signature is clear and without over writing and against white background
2. Image size is between 20 to 100Kb
3. Image is in .jpg/.jpeg/.gif/.png format.
4. Image is not blurred in the process of editing.

## Instruction for preparing digital image of thumb print

### Taking a thumb-print

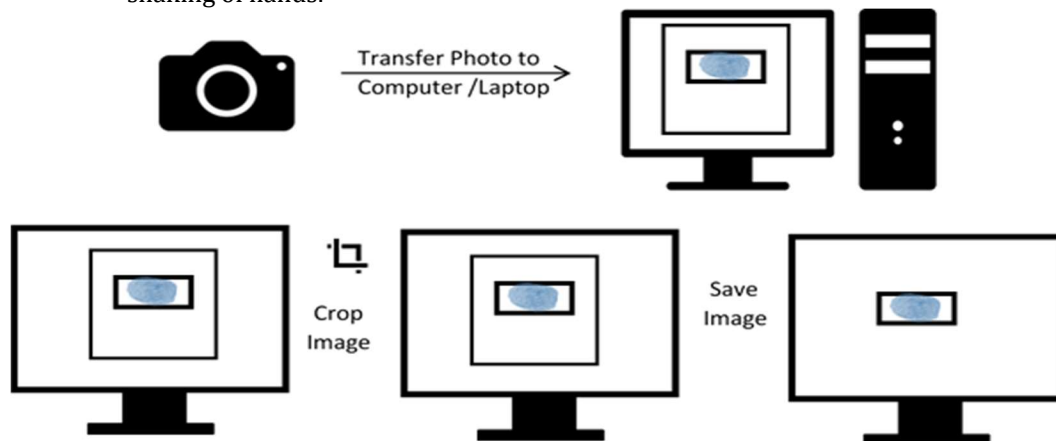
1. Draw a box of 4 cm x 3 cm (width x height) on a white sheet of paper (you may draw more than 1 box to take multiple thumb print and select the best).
2. Use a fresh blue/black colour inkpad.
3. Practice on a sheet of paper to get the proper thumb-print especially the density or darkness of the colour. The impression of the print should be clear and readable; neither dark nor smudged or light.
4. Clean your hands and dry them before you begin (oil/dirt can obscure the prints)
5. Gently press your **LEFT THUMB** against the ink pad and take a horizontal print of your left thumb within the box. Do not press too much or wriggle as it may lead to smudging of print. Preferably take impression soft thumb in more than box.



### Preparing digital image of thumb-print using a digital device (camera/smart phone etc.)

#### 1. Clicking image of thumb-print using a digital device.

- a. Click the image in **bright light conditions** using any digital device (preferably with > 5-megapixel resolution). Avoid using flash.
- b. Check the shadow of your hands/camera/Smartphone etc. does not fall on the sheet.
- c. Click the image and check that it is not blurred due to low light conditions or shaking of hands.

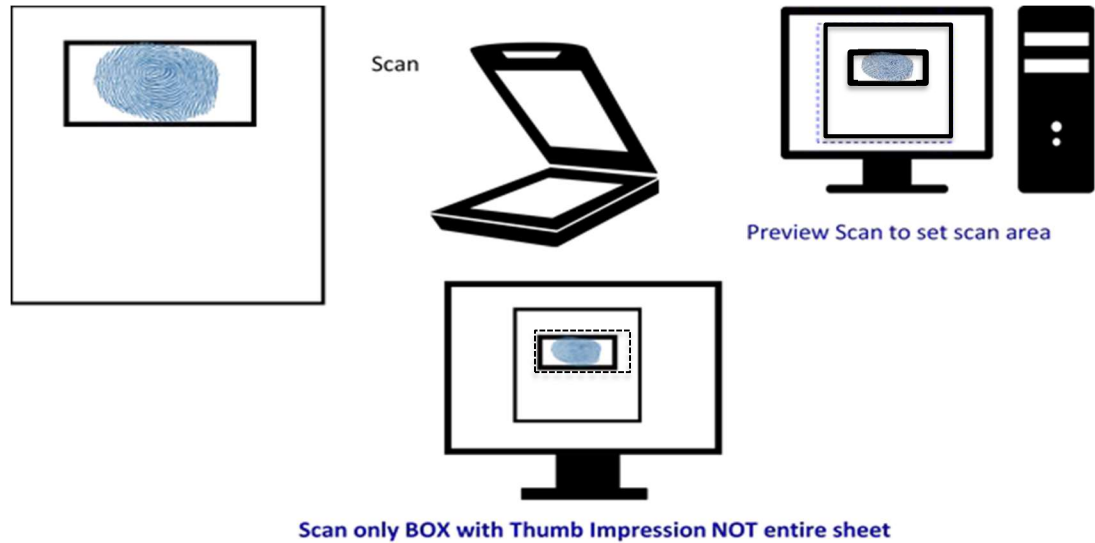


#### 3. Editing digital image of the thumb-print

- a. Transfer the digital image to a computer/laptop.
- b. If required, use **auto-correct feature** of image editing software so that the signature is clear against a white background.
- c. **Crop** the image such that borders of box are reached.
- d. **Resize** the image to 20 – 100 Kb (maintain aspect ratio, i.e. height and width ratio to avoid distortion of image)

## Preparing digital image of thumb-print using a scanner





















1. Set the scanner to 200 dpi and scan only the box with signature (**DO NOT** scan the whole sheet)
2. Save the scanned image of thumb-print as .jpg/.jpeg/.gif/.png image.
3. Re-size the image to 20 to 100 Kb. Size of the image can be checked by right click on the image and then go to "Properties" link. ([Click here](#) to know how to resize scanned image)



### Checklist before uploading digital image of thumb-print

1. Thumb-print and lines are clearly visible against white background
2. Image size is between 20 to 100Kb
3. Image is in .jpg/.jpeg/.gif/.png format.
4. Image is not blurred in the process of editing.

## INSTRUCTION ON ACCEPTABLE PHOTOGRAPH

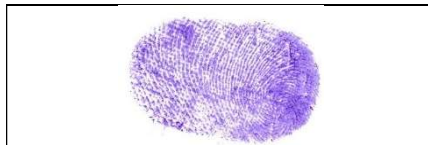
Not acceptable Photograph	Reason for Rejection	Acceptable
	<p data-bbox="651 359 1065 401"><b>Too much glare on spectacles</b></p> <p data-bbox="500 453 565 527"></p> <p data-bbox="1133 453 1198 527"></p>	
	<p data-bbox="683 646 1016 688"><b>Spectacle rim over eyes</b></p> <p data-bbox="500 762 565 835"></p> <p data-bbox="1133 762 1198 835"></p>	
	<p data-bbox="691 940 1000 982"><b>Lock of hair over eyes</b></p> <p data-bbox="500 1056 565 1129"></p> <p data-bbox="1133 1056 1198 1129"></p>	
	<p data-bbox="634 1262 1081 1304"><b>Not looking straight into camera</b></p> <p data-bbox="500 1377 565 1451"></p> <p data-bbox="1133 1377 1198 1451"></p>	
	<p data-bbox="740 1549 951 1591"><b>Cropped image</b></p> <p data-bbox="500 1644 565 1717"></p> <p data-bbox="1133 1644 1198 1717"></p>	

## INSTRUCTIONS FOR UPLOADING LEFT THUMB IMPRESSION

### Instructions for Thumb Print upload:

1. Draw a box of 4 cm horizontal and 3 cm vertical (4cmX3cm)
2. Left thumb impression is required. Use a blue/black ink pad for the thumb impression.
3. Put your thumb print in the box drawn on paper sheet. Do not press thumb too hard or too light. Practice on a sheet of paper beforehand so that the right amount of pressure is applied to obtain a clear impression of the lines/curves of thumb impression. Please ensure that the ink is on the entire area of the thumb required for the impression.
4. Scan the box containing the Thumb print only, not the whole sheet at 200 dpi. During scanning most software allows selection of the desired area for final scanning after initial preview & scan.
5. Save the scanned images as jpg/jpeg/gif/png as "Left Thumb Impression.jpg" or "Left Thumb Impression.jpeg" or "Left Thumb Impression.gif" or "Left Thumb Impression.png"
6. Size of the scanned image should be between a minimum of 20 KB and maximum of 100KB)

**While uploading Signature during Online Registration, please refer following Not Acceptable/ Acceptable sample Signature images.**



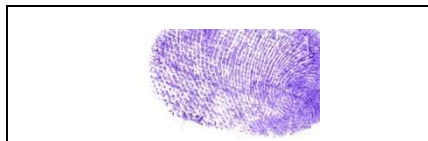
Properly uploaded Left Thumb Impression in .jpg. The Left Thumb Impression is clear and of proper size.



NOT ACCEPTABLE: Left Thumb Impression Left Thumb Impression uploaded is blurred.











NOT ACCEPTABLE: Left Thumb Impression uploaded is partly obscured by too much ink.



NOT ACCEPTABLE: Left Thumb Impression uploaded is partly cropped / not scanned completely

# INSTRUCTION FOR UPLOADING SIGNATURE

1. Draw a box of size 6 cm horizontal and 3 cm vertical (6cmX3cm)
2. Use a thick tip black/blue ink pen (preferably fountain pen)
3. Sign inside the box drawn only. Signature should be clear without overwriting
4. Scan the box containing the signature only, not the whole sheet at 200 dpi. During scanning most software allows selection of the desired area for final scanning after initial preview & scan.
5. Save the scanned images as jpg/jpeg/gif/png as "Signature.jpg" or "Signature.jpeg" or "Signature.gif" or "Signature.png"
6. Size of the scanned image should be between a minimum of 20 KB and maximum of 100KB)

Signature		Properly uploaded signature that is in black with white background. The signature is clear and of proper size.
Signature		NOT ACCEPTABLE: Signature uploaded is very small
Signature		NOT ACCEPTABLE: Signature is in coloured ink
Signature		NOT ACCEPTABLE: Signature uploaded is too light and unclear
Signature		NOT ACCEPTABLE: Signature uploaded alongwith background
Signature		NOT ACCEPTABLE: Signature uploaded is partly obscured by marks / sprinkled ink
Signature		NOT ACCEPTABLE: Signature uploaded is blurred
Signature		NOT ACCEPTABLE: Signature is cropped / not scanned properly

**Note:-**

- The information will appear in the website strictly as per time schedule laid down in the prospectus. Telephonic queries / written requests prior to the scheduled date mentioned in the prospectus regarding receipt of application, acceptance, hoisting of admit cards etc. will not be entertained.

**For enquiries relating to Recruitment Test please contact:**

**Assistant Controller (Exams)**

**Examination Section**

**All India Institute of Medical Sciences (AIIMS)**

**Ansari Nagar, New Delhi -110 608**

**Fax: 011 2658 8789, Click on "Raise a Query" Link available on your my page by login with your credentials.**

***(Timings 09:30 AM to 06:00 PM – Monday to Saturday)***

**Toll Free Number 1800117898**

**DISCLAIMER**

The purpose of this Prospectus is to provide general information about the contents of the course; hence, the contents of this Prospectus are just for information purpose only. Any information or opinion contained herein are based on information obtained from other sources believed to be reliable but which have not been independently verified. While, all efforts are made to ensure the correctness of the information provided herein. However, we recommend that you always call to check before making any commitments.



