

NATIONAL TESTING AGENCY

Vision

The right candidates joining best institutions will give India her demographic dividend.

Mission

To improve equity and quality in education by administering research based valid, reliable, efficient, transparent, fair and international level assessments. The best subject matter experts, psychometricians and IT delivery and security professionals will ensure that the current gaps in existing assessment systems are properly identified and bridged.

Core Values

NTA will create a system which will promote teaching (by teachers), learning (by students) and assessment (by parents and institutions). NTA strongly believes in quality, efficiency, effectiveness, equity and security of assessments. To practice these values, NTA will constantly engage with its stakeholders, viz. students, parents, teachers, experts and partner institutions.

LIST OF ABBREVIATIONS

AIAPGET	All India Ayush Post Graduate Entrance Test
MD/MS	Doctor of Medicine / Master in Surgery
NCISM	National Commission for Indian System of Medicine
NCH	National Commission for Homoeopathy
NTA	National Testing Agency
CCIM	Central Council of Indian Medicine
GOI	Government of India
MoA	Ministry of Ayush
MoE	Ministry of Education
PwBD	Person with Benchmark Disability
CBT	Computer Based Test
UR	Un-reserved
OBC-NCL	Other Backward Class (Non-Creamy Layer)
SC	Scheduled Castes
ST	Scheduled Tribes
NCL	Non-Cream Layer
EWS	Economically Weaker Section
GST	Goods & Service Tax
UT	Union Territories
BAMS	Bachelor of Ayurvedic Medicine and Surgery
BUMS	Bachelor in Unani Medicine and Surgery
BSMS	Bachelor of Siddha Medicine and Surgery
BHMS	Bachelor of Homeopathic Medicine and Surgery
NDA	Non-Disclosure Agreement

Index

S. No	Particulars	Page No.
A	Important Information and Dates at a Glance	1
B	Introduction	4
1	About National Testing Agency (NTA)	4
2	About National Commission for Indian System of Medicine (NCISM) and National Commission for Homoeopathy (NCH)	4
3	All India Ayush Post Graduate Entrance Test (AIAPGET)-2023	5
4	Scheme of Examination	6
5	Eligibility Criteria for AIAPGET-2023	6
6	Reservations	7
7	Facilities for PwBD candidates to appear in the exam	8
8	Choice of Cities for Exam Centre	11
9	General Instructions	11
10	Registration and Application Process	14
11	Admit Card for AIAPGET-2023	19
12	Procedure for appearing in Computer Based Test (CBT)	20
13	Conduct of the Examination	20
14	Caution Notice & Non-Disclosure Agreement (India)	22
15	Unfair Means Practices and Breach of Examination Rules	23
16	Display of Recorded Responses	24
17	Display of Provisional Answer Key for Challenges	24
18	Declaration of Results	25
19	Correspondence with NTA	25
20	Common Services Centres/Facilitation Centres	26
21	Weeding Out Rules	26
22	Legal Jurisdiction	26
ANNEXURE		
I	Payment of Exam Fee - Procedure/ Mode / Service Provider(s) and Services Charges	27
II	Certificate regarding physical limitation to write in an examination	30
III	List of Examination cities for AIAPGET 2023	31
IV	Computer based test (CBT)	32
V	Letter of Undertaking for using Own Scribe	35
VI	State Wise List of Colleges	36
VII	Replica of Application Form	37

IMPORTANT INFORMATION AND DATES AT A GLANCE

(Please refer to Information Bulletin for details)

Dates, Fee Details and Application Procedure:

Online registration and submission of Application Form (complete in all respect) through NTA Website: aiapget.nta.nic.in	25 May 2023 to 24 June 2023 (upto 11:50 P.M.)
Last date for successful transaction of Examination Fee (through Canara Bank/ ICICI Bank / Credit Card/ Debit Card/Net Banking/UPI)	25 June 2023 (upto 11:50 P.M.)
General (UR)/ OBC-(NCL)	₹ 2700/-
General-EWS	₹ 2450/-
SC/ST/PwD	₹ 1800/-
Third gender	₹ 1800/-
Note: Applicable service/processing charges & GST over and above the Examination fee, are to be paid by the candidate to the concerned Bank/ Payment Gateway Integrator (For details, Annexure -I may be referred to).	
Correction in the Particulars of Application Form online only	26 June 2023 to 28 June 2023 (upto 11:50 P.M.)
Downloading of Admit Cards by the candidate's from NTA website	Will be announced later
Date of Examination	31 July 2023
Duration of Examination	120 minutes (02.00 hours)
Timing of Examination	10:00 A.M to 12:00 Noon
Exam Centre	As indicated on the Admit Card
Display of Questions, Recorded Responses and Provisional Answer Keys on the Website for inviting challenge(s) from interested candidates.	To be announced later through NTA website
Declaration of Result on NTA Website	To be announced later through NTA website
Website	www.nta.ac.in/ https://aiapget.nta.nic.in/

[Note: (i) **Multiple Application Forms submitted by a candidate will not be accepted at any cost.**
(ii) The fee can be submitted only online through Net Banking, Credit Card, Debit Card or UPI Services. Processing charges and GST as applicable are chargeable to the candidate (in addition to the Examination fee) by the concerned Bank/Payment Gateway Integrator. For details / procedure, please see Annexure-I]

1. Candidates must read carefully the Instructions (including how to fill up Application Form online) given in the Information Bulletin available on the NTA Website. Candidates not complying with the Instructions shall be summarily disqualified.
2. Candidates can apply for **AIAPGET 2023** through “**Online**” mode only. **The Application Form in any other mode will not be accepted.**
3. **Only one application is to be submitted by a candidate. More than one application i.e. multiple Application Forms submitted by a candidate will not be accepted.**
4. **Instructions for filling Online Application Form:**
 - ❖ Download Information Bulletin and Replica of Application Form. Read these carefully to ensure your eligibility.

❖ **Follow the steps given below to Apply Online:**

Step-1: Apply for Online Registration using own Email Id and Mobile No.

Step-2: Fill in the Online Application Form and note down the system generated Application Number. Upload scanned images of: (i) a recent photograph (file size 10Kb – 200Kb) either in colour or black & white with 80% face (without mask) visible including ears against white background; (ii) candidate's signature (file size: 4kb - 30kb); (iii) PwD certificate (file size: 50kb to 300kb) in pdf format.

Step-3: Pay fee using **the Payment Gateway(s) integrated to the Online Application through Net Banking / Debit Card / Credit Card / UPI** and keep proof of fee paid.

All the 3 Steps can be done together or at separate timings.

5. After successful completion of Step-3, Confirmation Page of the Application Form, should be downloaded and a printout of the same may be retained for future reference. The Confirmation Page of the online Application Form could be generated **only after successful payment by the Candidate.**

In case the Confirmation Page is not generated after payment of prescribed Fee, then the candidate should approach the concerned Bank/Payment Gateway integrator (in the helpline number and email given in Annexure-I of the Information Bulletin), for ensuring the successful payment.

In spite of above, if successful transaction is not reflected on the Portal, the candidate may contact NTA Helpline. If the payment issue is still not resolved, the candidate may pay second time.

However, any duplicate payment received from the candidate by NTA in the course of said transactions will be refunded through the same payment mode through which the duplicate payment is received, after fee reconciliation by NTA.

6. Information such as his/ her name, contact details / address, category, PwD status, educational qualification details, date of birth, choice of exam cities, etc. provided by the candidate in the online Application Form will be treated as final. Any request for change in such particulars after the closure of correction period will not be considered by NTA.
7. *NTA does not edit/modify/alter any information entered by the candidate under any circumstances. Any request for change in information will not be entertained. Therefore, candidates are advised to exercise utmost caution while filling up correct details in the Application Form. Corrections sent by the candidate through Post/ Fax/ WhatsApp/Email/by Hand will not be entertained by NTA.*
8. *NTA disclaims any liability that may cause due to incorrect information provided by the candidate in his/her online Application Form.*
9. Candidates must ensure that their email address and mobile number to be registered in their online Application Form are their own, as relevant/important information/ communication will be sent by NTA through e-mail on the registered e-mail address and / or through SMS on registered mobile number only. NTA shall not be responsible for any non-communication / mis-communication with a candidate in the email address or mobile number given by him/her other than his/her own.
10. Candidates are advised to visit the NTA Website and check their e-mails regularly for latest updates.
11. Candidates shall appear in the exam at their own cost at the Examination Centre on the Date / Shift and time indicated on their respective Admit Cards which would be issued by the NTA in due course through its Website.

Note:

- i. *The final submission of Online Application Form will remain incomplete if Step-2 and step-3 are not complete. Such forms will stand rejected and no correspondence on this account will be entertained.*
- ii. *No request for refund of fee once remitted by the candidate will be entertained by NTA under any circumstances.*
- iii. *The entire application process for **AIAPGET 2023** is online, including uploading of scanned images, payment of fees, and printing of confirmation page, admit card, etc. **Therefore, candidates are not required to send/submit any document(s) including confirmation page to NTA through Post/ Fax/WhatsApp/Email/by Hand.***
- iv. *Usage of Data and Information: NTA/Government of India/NCH/NCISM can use the data provided by the End Users (test taker in this case) for internal purpose(s) including training, research and development, analysis and other permissible purpose(s). However, this information is not for use by any third party or private agency for any other use.*

Advisory for the Candidates:

Candidates are advised to carry only the following with them into the Examination venue:

- a) Admit Card along with Self Declaration (Undertaking) downloaded from the NTA Website (a clear printout on A4 size paper) duly filled in.
- b) A simple transparent Ball Point Pen.
- c) Additional photograph, to be pasted on Attendance Sheet
- d) Personal transparent water bottle.
- e) Sugar tablets/fruits (like banana/apple/orange) in case the candidate is diabetic.

Note:

1. Candidate shall ensure that the information (like, his/her name, mother's name, father's name, gender, date of birth, category, PwD status, mobile number, email address, photograph and signature, choice of cities for exam centre, etc.) provided by them in their online Application Form are correct and of their own. **Candidates are advised to exercise utmost care for filling up correct details in the Application Form.** Any request for change in the particulars after the closure of correction period will not be considered by NTA under any circumstances. **Corrections sent by the candidate through Post/ Fax/WhatsApp/Email/by Hand will not be entertained by NTA.**
2. In case it is found at any time in future that the Candidate has used / uploaded the photograph and signature of someone else in his/ her Application Form / Admit Card or he/she has tampered his/her Admit Card / result, these acts of the candidate shall be treated as Unfair Means (UFM) Practices on his/her part and he/she shall be proceeded with the actions as contemplated under the provisions of the Information Bulletin relating to Unfair Means Practices.
3. Candidates are NOT allowed to carry Instruments, Geometry or Pencil box, Handbag, Purse, any kind of Paper/ Stationery/ Textual material (printed or written material), Eatables (loose or packed), Mobile Phone/ Earphone/ Microphone/ Pager, Calculator, DocuPen, Slide Rules, Log Tables, Camera, Tape Recorder, Electronic Watches with facilities of calculator, any metallic item or electronic gadgets/ devices in the Examination Hall/Room. Smoking, chewing gutka, spitting etc. in the Examination Room/Hall is strictly prohibited
4. If any candidate is in possession of any of the above item, his/her candidature will be treated as unfair means and lead to cancellation of the current Examination & also debar the candidate for future examination(s) & the material will be seized.

All India Ayush Post Graduate Entrance Test (AIAPGET)

For Academic Session 2023-2024

Introduction

1. About National Testing Agency (NTA)

The Ministry of Human Resource Development (MHRD), which is now known as Ministry of Education (MoE), Government of India (GOI) has established the National Testing Agency (NTA) as an independent, autonomous, and self-sustained premier testing organization under the Societies Registration Act (1860) for conducting efficient, transparent and international standards tests in order to assess the competency of candidates for admissions to premier higher education institutions.

The National Testing Agency (NTA) has been conducting All India Ayush Post Graduate Entrance Test (AIAPGET) since 2019, on behalf of Ministry of AYUSH/NCISM/NCH with the approval of the Ministry of Education.

2. About National Commission for Indian System of Medicine (NCISM)

The National Commission for Indian System of Medicine is the statutory body constituted under NCISM Act, 2020 (No. 14 of 2020) vide Gazette notification extraordinary Part (ii) Section 1 dated 21.09.2020.

An Act to provide for a medical education system that improves access to quality and affordable medical education, ensures availability of adequate and high quality medical professionals of Indian System of Medicine in all parts of the country; that promotes equitable and universal healthcare that encourages community health perspective and makes services of such medical professionals accessible and affordable to all the citizens; that promotes national health goals; that encourages such medical professionals to adopt latest medical research in their work and to contribute to research; that has an objective periodic and transparent assessment of medical institutions and facilitates maintenance of a medical register of Indian System of Medicine for India and enforces high ethical standards in all aspects of medical services; that is flexible to adapt to the changing needs and has an effective grievance redressal mechanism and for matters connected therewith or incidental thereto.

Conduction of a uniform Post-Graduate National Entrance Test for admission to postgraduate courses in each discipline of the Indian System of Medicine (Ayurveda, Unani and Siddha) in all medical institutions is governed under NCISM Act 2020 (Ref. Section 16 of NCISM Act 2020)

About National Commission for Homoeopathy (NCH)

The National Commission for Homoeopathy (NCH) has been constituted by an act of Parliament known as The National Commission for Homoeopathy Act, 2020 (No. 15 of 2020) which came into force on 05.07.2021 by Gazette notification dated 05.07.2021. The aims of The National Commission for Homoeopathy (NCH) are to (i) improve access

to quality and affordable medical education in Homoeopathy, (ii) ensure availability of adequate and high quality Homoeopathy medical professionals in all parts of the country; (iii) promote equitable and universal healthcare that encourages community health perspective and makes services of Homoeopathy medical professionals accessible and affordable to all the citizens; (iv) promotes national health goals; (v) encourage Homoeopathy medical professionals to adopt latest medical research in their work and to contribute to research; (vi) has objectively access medical institutions periodically in a transparent manner; (vii) maintain a Homoeopathy medical register for India; (viii) enforce high ethical standards in all aspects of medical services; (x) have an effective grievance redressal mechanism.

Conduction of a uniform Post-Graduate National Entrance Test for admission to postgraduate courses in Homoeopathy in all medical institutions is governed under NCH Act 2020 (Ref. Section 16 of NCH Act 2020)

3. All India Ayush Post Graduate Entrance Test (AIAPGET)-2023

- 3.1 **AIAPGET 2023** will be a single entrance examination namely '**All India AYUSH Post Graduate Entrance Test 2023**' for admission to Postgraduate AYUSH Courses for the academic session 2023-24 which will include the following:

All India and State quota seats for admission to MD/ MS Courses in Ayurveda, Unani, Siddha & Homoeopathy system of medicine for all AYUSH Colleges, Institutions & Universities/ Deemed Universities across the country.

- 3.2 No other AYUSH Colleges, Institutions/Universities/Deemed Universities shall be conducting any separate entrance exam for admission to AYUSH MD/MS Courses for the academic session 2023-24.

- 3.3 NTA does not verify the information provided by the candidates during online registration and hence candidature will be purely provisional subject to fulfillment of eligibility criteria as per NCISM/ NCH / States / Universities / Institutions /Deemed Universities as designated.

- 3.4 **NTA has no role in counselling.** AACCC, will conduct counselling for admission to All India quota seats in Government, Government Aided, National Institutions, Central and Deemed to be Universities (Established under Central Act). And designated State / Union Territories (UT's) Counselling Authority(s) will conduct counselling for admission to State/UT quota seats based on candidate's AIAPGET 2023 merit, choice of subject and fulfillment of their eligibility criteria, guidelines, domicile criteria, applicable reservation policies etc.

4. Scheme of Examination

4.1 Pattern of Examination

Mode of Examination	CBT (Computer Based Test)
Duration	120 minutes (02:00 Hours)
Type of Questions	Multiple Choice Questions with single correct response
No. of Questions	120
Maximum Marks	480
Scoring	+ 04 – For each correct response -1 – For each incorrect response 0 – For no response or not attempted questions.
Medium Of Paper	Ayurveda – English and Hindi Homoeopathy- English only Siddha – English and Tamil Unani – English and Urdu

4.2 Syllabus:

The syllabus for the exam shall comprise of subjects/knowledge areas as per the Graduate Level Education Regulations of respective discipline issued by NCISM/NCH. Kindly refer to the NCISM/NCH for complete syllabus document.

4.3 Marking Scheme:

- i) Each question carries 04 (four) marks.
- ii) For each correct response, candidate will get 04 (four) marks.
- iii) For each incorrect response, 01 (one) mark will be deducted from the total score.
- iv) Un-answered/un-attempted will be given no marks.
- v) To answer a question, the candidate needs to choose one option as correct option.
- vi) However, after the process of Challenges of the Answer Key, in case there are multiple correct options or change in key, only those candidates who have attempted it correctly as per the revised Answer key will be awarded marks.
- vii) In case a Question is dropped due to some technical error, full marks shall be given to all the candidates irrespective of the fact who have attempted it or not.
- viii) In case of any ambiguity in translation/construction of a question in the exam, its English version shall be treated as final and the decision of NTA shall be final in this regard.

5. Eligibility Criteria for AIAPGET-2023

- 5.1 Candidates in possession of BAMS/ BUMS/ BSMS/ BHMS/Graded BHMS degree or Provisional BAMS/ BUMS/ BSMS/ BHMS Pass Certificate recognized as per the provisions of the IMCC 1970/HCC 1973/ NCISM 2020/NCH 2020 Act and possess permanent or **provisional registration certificate** of BAMS/ BUMS/ BSMS/ BHMS/Graded BHMS degree qualification issued by the erstwhile CCIM / erstwhile CCH/NCISM/NCH/State Board and have completed one year of internship or/are

likely to complete the internship as per the NCISM/NCH notification, may apply for AIAPGET 2023 through Online Application Registration system at website www.aiapget.nta.nic.in

5.2 Requests for appearing in AIAPGET 2023 from candidates completing internship after the cut-off date of completion of internship notified in this bulletin or having qualifications that are not recognized by the competent authority shall be summarily rejected. Candidates are further advised not to canvass for the same.

5.3 The dates indicated by candidates in regard to 12 months Compulsory Rotatory Internship i.e. starting date, completion date, shall be treated as final and **candidates will be required to submit the original Compulsory Rotatory Internship completion certificate at the time of counselling.**

The cut-off date for completion of internship towards determination of eligibility for appearing in AIAPGET-2023 shall be 31st August 2023.

5.4 Some of the Universities/Institutions with regulations that candidates who are already pursuing any PG Course in their University or in another University are not eligible for admission till they complete the course. The candidates who are already pursuing PG Courses either through All India Quota or State Quota and are applying for a seat under All India Quota/State quota seats may confirm the eligibility conditions of that University in this regard. NTA/NCISM/NCH shall not be responsible if such candidates are refused admission. Such candidates may opt for the subject and the college at their own risk and cost. The eligibility criteria will be as per NCISM/NCH Act regulations and notifications of Ministry of AYUSH, Govt of India.

6. Reservations

6.1 Indian nationals belonging to certain categories are admitted under the seats reserved for them in accordance with the rules prescribed by the Government of India. The categories and the extent of reservation are as follows:

- General category belonging to **Economically Weaker Section (GEN- EWS) – 10%** of seats in every course. The benefit of reservation will be given only to those General category candidates who satisfy the conditions given in the **OM No. 20013/01/2018-BC-II dated 17 January 2019**, issued by the Ministry of Social Justice and Empowerment. The criteria for **GEN-EWS** will be as per the prevailing norms and/or notifications of the Government of India.
- Other Backward Classes belonging to the **Non-Creamy Layer (OBC- NCL) – 27%** of seats in every course.
 - i. OBCs should be listed in the current updated central list of OBCs (<http://www.ncbc.nic.in>).
 - ii. OBCs present in the State list but **not** covered in the central list of OBCs (as per the list in <http://www.ncbc.nic.in>) are **NOT** eligible to claim the reservation.
 - iii. The criteria for OBC-NCL will be as per the notification of the Government of India.
 - iv. Candidates belonging to the creamy layer of OBC are **NOT** entitled to

reservation. Such candidates are treated as belonging to the general (GEN), i.e. unreserved category, and they will be eligible only for the OPEN seats – the seats for which all candidates are eligible.

- **Scheduled Caste (SC) – 15%** of seats in every course.
- **Scheduled Tribe (ST) – 7.5%** of seats in every course.
- **Persons with Disability (PwD) – 5%** of the annual sanctioned intake capacity in Government or Government Aided Institutions shall be filled up by candidates with PwD in accordance with the provision of the Rights of Persons with Disabilities Act 2016 (49 of 2016) based on the merit list of AIAPGET – 2023.

7. Facilities for PwD candidates to appear in the exam

7.1 Guidelines for conducting written examination for Persons with Benchmark Disabilities above 40% vide letter dated 29 August 2018 from Ministry of Social Justice and Empowerment

Provisions relating to Persons with Disability (PwD):

As per Section 2(t) of the RPwD Act, “**Persons with Disability (PwD)**” means a person with long-term physical, mental, intellectual, or sensory impairment which, in interaction with barriers, hinders his full and effective participation in society equally with others.

According to Section 2(r) of the RPwD Act, 2016, “**persons with benchmark disabilities**” means a person with not less than forty percent (40%) of a specified disability where specified disability has not been defined in measurable terms and includes a person with disability where specified disability has been defined in measurable terms, as certified by the certifying authority.

Facilities for PwD candidates to appear in the exam

As per the guidelines issued by the Department of Empowerment of Persons with Disabilities (Divyangjan) under the Ministry of Social Justice and Empowerment issued from time to time on the subject: “Written Examination for Persons with Benchmark Disabilities”, for the candidate with one of the benchmark disabilities [as defined in Section 2(r) of RPwD Act, 2016], holding a Disability Certificate in the prescribed format in the Rights of Person with Disabilities Rules, 2017 (link: https://upload.indiacode.nic.in/showfile?actid=AC_CEN_25_54_00002_201649_1517_807328299&type=rule&filename=Rules_notified_15.06.pdf).

- a. *The facility of Scribe*, in case he/she has a **physical limitation and a scribe is essential to write the examination on his/her behalf**, being so certified in the aforesaid format by a CMO/Civil Surgeon/ Medical Superintendent of a Government Health Care Institution.
- b. *Compensatory time* of **one hour** for examination of **three hours** duration, whether such candidate uses the facility of Scribe or not.

SERVICES OF A SCRIBE

As per the office memorandum of the Ministry of Social Justice and Empowerment (Reference: F.No. 34-02/2015-DD-III dated August 29, 2018), the PwD candidates who are visually impaired OR have a disability in the upper limbs OR have lost fingers/hands thereby preventing them from properly operating the Computer Based Test platform may avail the services of a scribe (amanuensis).

The scribe will help the Candidate in reading the questions and/or keying in the answers as per the directions of the Candidate. A scribe will NEITHER explain the questions NOR suggest any solutions.

PwD candidates who desire to avail the services of a scribe need to opt for this during the online registration of AIAPGET - 2023.

*It is to be noted that the Scribe will be provided by the **National Testing Agency (NTA)**, if **requested**.*

If it is found at any stage that a candidate has availed the services of a scribe and/or availed the compensatory time, but does not possess the extent of disability that warrants the use of a scribe and/or grant of compensatory time, the candidate will be excluded from the process of evaluation, ranking, counselling, and admission. In case such a candidate has already been admitted to any Institution, the admission of the candidate will be cancelled.

Note:

1. The minimum degree of disability should be **40% (Benchmark Disability)** in order to be eligible for availing reservation for persons with specified disability.
2. The extent of "specified disability" in a person shall be assessed in accordance with the "Guidelines for the purpose of assessing the extent of specified disability in a person included under the **Rights of Persons with Disabilities Act, 2016 (49 of 2016)**" notified in the Gazette of India by the Ministry of Social Justice and Empowerment [Department of Empowerment of Persons with Disabilities (Divyangjan)] on 4 January 2018.
3. No change in the category will be entertained after the last date specified by NTA for AIAPGET – 2023 Registration.

Candidates must note that the benefit of reservation will be given to them subject to verification of documents. If it is discovered at any stage that a candidate has used a false/fake/incorrect document, or has furnished false, incorrect, or incomplete information, in order to avail the benefit of reservation, then such a candidate shall be excluded from all admission processes. In case such a candidate has already been given admission, the admission shall stand cancelled.

7.2 Guidelines for conducting written examination for persons with specified disabilities covered under the definition of Section 2(s) of the RPwD Act, 2016 but not covered under the definition of Section 2(r) of the said Act, i.e. persons having less than 40% disability and having difficulty in writing

- I. These guidelines may be called as Guidelines for conducting written examination for persons with specified disabilities covered under the definition of Section 2(s) of the RPwD Act, 2016 but not covered under the definition of Section 2(r) of the said Act, i.e. persons having less than 40% disability and having difficulty in writing.
- II. The facility of scribe and/or compensatory time shall be granted solely to those having difficulty in writing subject to production of a certificate to the effect that person concerned has limitation to write and that scribe is essential to write examination on his/her behalf from the competent medical authority of a Government healthcare institution as per proforma at **Annexure-II**.
- III. The medical authority for the purpose of certification as mentioned in point (II) above should be a multi-member authority comprising the following: -
 - i. Chief Medical officer/Civil Surgeon/Chief District Medical Officer
 - ii. Orthopaedic/PMR specialist
 - iii. Neurologist, if available*
 - iv. Clinical Psychologist/Rehabilitation Psychologist/ Psychiatrist/Special Educator
 - v. Occupational therapist, if available*
 - vi. Any other expert based on the condition of the candidate as may be nominated by the Chairperson. (* the Chief Medical Officer/Civil Surgeon/Chief District Medical Officer may make full efforts for inclusion of neurologists, occupational therapist from the nearest District or the Medical College/Institute, if the same is not available in the District)"
- IV. Compensatory time not less than 20 minutes per hour of the examination should be allowed for persons who are eligible for getting scribe. In case the duration of the examination is less than an hour, then the duration of the compensatory time should be allowed on pro-rata basis. Compensatory time should not be less than 5 minutes and should be in the multiple of 5.

In the case of the Institutes run/aided/recognized by State Governments, the reservation policy of the respective State Governments shall be applicable

8. Choice of Cities for Exam Centre

- 8.1 The City of Examination Centres where the test shall be conducted are given at Annexure-III. **It is mandatory for candidates to select two cities of their choice based on their Permanent Address and Present Address while filling Online Application Form of AIAPGET 2023.** Effort will be made to allot Centre of Examination to the candidates in order of the City Choice opted by them in their Application Form. **However, due to administrative/logistic reasons, a different city can be allotted.**
- 8.2 In case, there are very few candidates from a City, the NTA reserves the right to merge cities.
- 8.3 The decision of the NTA regarding the allotment of the City/Centre shall be final. No further correspondence or request shall be entertained in such a case.
- 8.4 While filling up the Online Application Form, candidates should select two cities from Appendix I as their Choice of Cities for the Test Centre in order of their priority.
- 8.5 Choice of Test Centre Cities will be limited to the State of Permanent Address or Present Address only.
- 8.6 NTA will not be responsible for any inconvenience due to the incorrect selection of cities by the candidates.
- 8.7 Though every effort will be made to allot a Centre in one of the cities selected by the candidate, the NTA reserves the right to allot a Centre in a city other than the candidate's choice.
- 8.8 Allotment of Centres will be done mostly in one of the preferred cities of the candidates and there will be no human intervention.

Note: All efforts will be made by NTA to consider the comfort and convenience of candidates, including PwD Candidates while allotting Centres.

9. General Instructions

- 9.1 AIAPGET 2023 is an Examination for Admission to Postgraduate/~~PG diploma~~ Ayush Courses for the Academic Session 2023-2024.
- 9.2 Merely appearing in AIAPGET 2023 does not make a candidate qualified and eligible for admission in Institutions and it does not confer any automatic rights to secure a PG seat.
- 9.3 The last date for submission of the online application for the above exam is as mentioned in the Information at a Glance.

- 9.4 The last date for submission of the application fee online for the above exam is as mentioned in the Information at a Glance.
- 9.5 However, registered candidates can edit their particulars in certain field(s) at the time of correction facility given during the period as notified in the Information at a Glance or through a separate Public Notice to be issued in this regard. No new registrations will be entertained during the correction period.
- 9.6 Applications of candidates producing false or fabricated information will not be considered and candidates may be debarred from appearing in any future examinations conducted by NTA/NCISM/NCH.
- 9.7 Before initiating registration process, candidates should go through the Information Bulletin carefully for eligibility criteria, scheme, and pattern of Examination etc. Any queries and other issues will only be entertained if the requested information is not given in the Information Bulletin.
- 9.8 Incomplete application, if not in accordance with instructions, will not be considered and is liable to be rejected. Applicant should carefully fill up all the fields during registration process correctly. Application cannot be modified/edited, after the closing of correction window period.
- 9.9 **The Examination Fee once paid will neither be refunded nor be carried forward under any circumstances.**
- 9.10 NTA/NCISM/NCH reserves the right to withdraw permission, if any, granted inadvertently to any candidate who is not eligible to appear in AIAPGET 2023 even though Admit Card/Registration Number has been issued or is displayed on website.
- 9.11 Candidates must verify criteria of eligibility for admission from the respective institutions where they want to seek admission.
- 9.12 The existing schedule, pattern, policy and guidelines are for ready reference only but in no way, they are or are ought to be treated as representative or acknowledgment of fact that NTA/MoA/NCISM/NCH is bound to follow the same in future.
- 9.13 In case of any ambiguity in interpretation of any of the instructions/terms and conditions/ rules/criteria regarding the determination of eligibility/conduct of examinations/ registration of candidates/information contained herein, the interpretation of the NTA/NCISM/NCH will be final and binding.
- 9.14 Requests shall not be entertained for change in date or subject of examination.
- 9.15 Absentees from the Examination will forfeit their Examination fee. No further communication will be acknowledged in this regard.

- 9.16 Result for AIAPGET 2023 will be available on the website aiapget.nta.nic.in only.
- 9.17 Candidates should ensure before applying for online registration that their degree is recognized as per provisions of erstwhile CCIM/erstwhile CCH/NCISM/NCH. If it is found at any time that degree is not recognized, the candidature/result of the candidate shall be cancelled.
- 9.18 **All the correspondence should be addressed by e-mail.** The e-mail query shall be addressed only if it is not anonymous and contains the name, postal address and contact number of the sender. An e-mail containing vague or general queries and other queries as contained in the Information Bulletin shall not be entertained. Queries shall not be entertained from person claiming themselves to be representative, associates or officiates of the applicant candidate.
- 9.19 The following information shall not be revealed by phone or email:
- a. Internal documentation /status of NTA
 - b. Internal decision-making process of NTA/NCISM/NCH, Any claim/counter claim thereof
 - c. Dates and venue of internal meetings or name of the staff/officers dealing.
 - d. Any information which in the opinion of NTA/NCISM/NCH cannot be revealed.
- 9.20 Terms & Conditions of AIAPGET 2023 as mentioned in the Information Bulletin shall apply.
- 9.21 AIAPGET 2023 will be conducted by NTA at exam centres engaged for the purpose. Candidates are advised to familiarize themselves with the route and location of the exam centre. (Refer to Annexure III for List of Exam cities)
- 9.22 Candidates are advised to look into the website aiapget.nta.nic.in regularly for various information, updates and notices pertaining to AIAPGET 2023 examination.
- 9.23 Kindly note that by registering for the AIAPGET 2023, candidates are covered by Non-Disclosure Agreement (NDA). As per NDA, candidates cannot disclose any question or contents of question paper in part or otherwise with any person or party or website or such other media/publication. Any act in breach of the NDA shall be liable for penal action as per law. Kindly note that this is a punishable offence and shall lead to cancellation of candidature.
- 9.24 Candidates are deemed to have read, agreed and accepted the contents of Information Bulletin and the terms and conditions in the information bulletin for AIAPGET 2023 on completing the registration/Online Application Form by the candidates.
- 9.25 Candidates can register for **AIAPGET 2023 only once**.
- 9.26 Possession/Use of mobile phone or any such electronic devices is strictly prohibited in the premises of AIAPGET 2023 Test Centres. Candidates shall be

liable for penal action for Possession/ Use of Mobile phones/ Electronic devices.

9.27 The jurisdiction for court cases/disputes shall be within the exclusive jurisdiction of **competent courts at Delhi/New Delhi only.**

10. Registration and Application Process

Instructions for filling online Application Form

- 10.1** Candidates have to apply for AIAPGET-2023 “Online” ONLY by accessing the website: aiapget.nta.nic.in. The Application Form other than online mode would not be accepted in any case. Only one application is to be submitted by a candidate. More than one application i.e. multiple Application Forms submitted by a candidate will be rejected.
- 10.2** It is suggested that the candidate should keep the following ready before starting the filling of the Application Form:
- A computer with proper internet connectivity
 - The particulars of a valid Government ID proof
 - The Date of Birth (as mentioned in Class X Board Certificate)
 - Govt Identity Details like Aadhaar Number (last 4 digits)/Election Card (EPIC No.)/Passport number/Ration Card Number/ Bank Account Number/PAN Number/ Other valid Govt IDs.
 - Educational/Qualification details
 - Scanned clear passport photograph in JPG/JPEG format (size between 10 kb–200 kb) either in colour or black & white with 80% face (without mask) visible including ears against white background
 - Scanned clear signature in JPG/JPEG format (size between 4 kb–30 kb)
 - PwD certificate (file size: 50kb to 300kb) in pdf format.
 - List of City of your choice (Refer Annexure-III for Cities)
 - Bank account details for payment of fee.
 - A valid e-mail Id as important communications will be made on this e-mail Id
 - A valid mobile number as important information via SMS will be sent to this number
 - A valid debit/credit card or Net banking account for ONLINE payment.
- 10.3** Information Bulletin should be downloaded and read carefully by the candidate to be sure about his/her eligibility and acquaint with requirements for submission of Online Application Form.
- 10.4** In order to avoid correction in the particulars in later stage, the candidate should *exercise utmost caution before filling up correct details.*
- 10.5** Following Steps may be followed to Apply Online:
- Step-1:** Apply for Online Registration using own Email Id and Mobile No.
- Step-2:** Fill in the Online Application Form and note down the system generated Application Number.

Upload scanned images of: (i) the recent photograph (file size 10Kb – 200Kb) either in colour or black & white with 80% face (without mask) visible including ears against white background; (ii) candidate's signature (file size: 4kb - 30kb) (iii) PwD certificate (file size: 50kb to 300kb) in pdf format.

Step-3: Pay fee using **Canara Bank/ICICI Bank Payment Gateway through Net Banking/Debit Card/Credit Card/UPI** and keep proof of fee paid.

All the 3 Steps can be done together or at separate timings. The submission of Application of a candidate could be considered as successful and his/her candidature would be confirmed only on the successful transaction/receipt of the prescribed application fee from him/her.

Note:

- (i) The final submission of Online Application Form will remain incomplete if Step–2 and Step – 3 are not completed, such Application Forms will stand rejected and no correspondence on this account will be entertained.
- (ii) No request for refund of fee once remitted by the candidate will be entertained.
- (iii) The entire application process of AIAPGET-2023 is online, including uploading of scanned images, Payment of Fees and Printing of Confirmation page. Therefore, candidates are not required to send/submit any document(s) including Confirmation page to NTA through Post/Fax/By Hand/E-mail.
- (iv) Candidates are advised to keep visiting the NTA's website regularly for latest updates and to check their e-mails.
- (v) The NTA/NCISM/NCH can make use of the data generated for the purpose of research and analysis. The data shall not be shared to any other 3rd party.
- (vi) All the candidates who have submitted the online application and paid the Examination fee till last date will be allowed to appear in AIAPGET-2023 and their Admit Cards will be uploaded on the website as per schedule.
- (vii) NTA does not verify the information filled by the candidates in the Application Form nor verifies any certificate of category/educational qualification for deciding the eligibility of candidates.
- (viii) The certificates of educational qualification and category (if applied under reserved category) will be verified by the concerned institution. The candidates are, therefore, advised to ensure their eligibility and the category (if applying under reserved category).
- (ix) The NTA will, in no way, be responsible for any wrong/incorrect information furnished by the candidate(s) in his/her Online Application Form. The letter/e-mails/WhatsApp Message/Public Grievance in this regard will not be entertained by the NTA.

10.6 Procedure for Filling Application Form

Part I: Registration Page

Fill in the basic information and note down the system generated Application No.

- (i) **Candidate's Name/Mother's Name/Father's Name:**
Provide Candidate's Name, Mother's Name, Father's Name as given in the Secondary School Examination or equivalent Board/ University Certificate in **capital letters. No prefix in the name of the candidate is allowed.**
- (ii) **Date of Birth: dd/mm/yyyy**
Provide Candidate's date of birth as recorded in Secondary School Examination or equivalent Board/ University Certificate.
- (iii) **Mobile Number and e-mail Address:**
Candidates must provide own Mobile Number and e-mail address.

Note: Only one e-mail address and one Mobile Number are valid for one application

PART II (A): Application Page

Fill in the complete Application

Note:

- (i) **Other Backward Classes (OBC) -Non Creamy Layer as per the Central List of Other Backward Classes available on National Commission for Backward Classes (NCBC), Government of India website (www.ncbc.nic.in).** Thus, the candidates falling in this list may mention OBC in the Category Column. **State list OBC Candidates who are not in OBC-NCL (Central List) must choose General.**
- (ii) **Economically Weaker Section (EWS) -As per the OM No. 20013/01/2019-BC-II dated January 17, 2019 issued by the Ministry of Social Justice and Empowerment and the OM No. 12-4/2019-U1 dated 17.01.2019 as well as the Letters No 35-2/2019-T.S.I dated 21.01.2019, 01.02.2019, 04.02.2019 and 15.02.2019 of MHRD Department of Higher Education (which is now known as Ministry of Education) regarding implementation of reservation for Economically Weaker Section (EWS) for admission in Central Educational Institutions.**
- (iii) Provide complete postal address with PIN Code (Correspondence Address as well as Permanent Address) for further correspondence. PIN code of Correspondence Address should be given in the space provided for this purpose.

Note: The NTA/NCISM/NCH shall not be responsible for any delay/loss in postal transit or for an incorrect Correspondence address given by the Applicant in the Application Form.

Choice of Cities for Examination Centres: The City of Examination Centres where the test shall be conducted are given at **Annexure-III. It is mandatory for candidates to select two cities of their choice based on their Permanent Address or Present Address while filling Online Application Form of AIAPGET 2023.** Effort will be made to allot Centre of Examination to the candidates in order of the City choice opted by them in their Application Form. However, due to administrative/logistic reasons, a different city can be allotted.

PART II (B): Uploading of scanned images

(i) Candidate's Photograph: to be uploaded

- Photograph should not be with cap or goggles. Photograph should cover 80% face (without mask) visible including ears against white background.
- Spectacles are allowed if being used regularly.
- **Polaroid and Computer generated photos are not acceptable.**
- **Applications not complying with these instructions or with unclear photographs are liable to be rejected.**
- **Candidates may please note that if it is found that photograph uploaded is fabricated i.e. de- shaped or seems to be hand-made or computer made, the form of the candidate will be rejected and the same would be considered as using unfair means and the candidate would be dealt with accordingly.**
- Application without photograph shall be rejected. The photograph need not be attested. Candidates are advised to take 6 to 8 passport size coloured photographs with white background.

Note: Passport size photograph is to be used for uploading on Online Application Form and also for pasting on Attendance Sheet at the Examination centre.

- **The candidate should scan his/her passport size photograph for uploading.** File size must be between 10 kb to 200 kb.

(ii) Candidate's Signature: to be uploaded

The candidates are required to upload the full signature in **running handwriting** in the appropriate box given in the Online Application Form. Writing full name in the Box in Capital letters would not be accepted as signature and the Application Form would be rejected. Further, unsigned Online Application Forms will also be rejected.

- **The candidate should put his full signature on white paper with Blue/Black Ink pen and scan for uploading.**
- File size must be between 04 kb to 30 kb.

Note: Candidate must ensure that the uploaded images are clear and proper.

PART III: Payment of Fees

Pay the specified fee using **the Payment Gateway(s) integrated to the Online Application through Net Banking / Debit Card / Credit Card / UPI** and keep proof of fee paid.

10.7 Check List for filling the Online Application Form:

The candidates are advised to ensure the following points before filling the Online Application Forms:

- (i) Whether they fulfill the eligibility conditions for the Test as prescribed under the heading '**Conditions of Eligibility**'.
- (ii) That they have filled their gender and category viz General/OBC (Non-Creamy Layer)/SC/ ST/Gen-EWS/ Male/Female/Third gender, in the relevant column correctly.
- (iii) That they have filled their **Subject and City of Examination** in the relevant column correctly.
- (iv) That the Person with Disability (PwD) candidate has filled the relevant column in the Online Application Form. Only PwD candidates have to fill this column and the others have to leave it blank.
- (v) Whether they have kept a Printout of Application Form (confirmation page) for their own record.

10.8 Important Points to Note:

- (i) The Candidates should fill their complete postal address with PIN Code for further correspondence.
- (ii) The Candidate must ensure that e-mail address and Mobile Number provided in **the Online Application Form are their own (which cannot be changed later)** as communication may be sent by NTA through **e-mail or SMS**.
- (iii) The Candidate should not give the postal address, Mobile Number or e-mail ID of Coaching Centre in the Online Application Form.
- (iv) In order to appear in AIAPGET- 2023, the candidates are required to apply 'online'. **The Application Form other than online mode shall not be accepted. No change will be accepted through offline mode i.e. through fax/application including e-mail etc.**
- (v) Online submission of application may be done by accessing the **NTA official website: aiapget.nta.nic.in**.
- (vi) **Online Application Form cannot be withdrawn once it is submitted successfully.**
- (vii) Application Form of candidates who do not fulfill the eligibility criteria shall be rejected.
- (viii) A candidate is allowed to **submit only one Application Form. If a candidate submits more than one Application Form, the candidature is likely to be cancelled.**
- (ix) **Request for change in any particular in the Application Form shall not be entertained after closing of the correction window.**

Note: *However, a chance may be given to the candidates to correct/modify/edit some of the particular(s) of the Application Form online only during Correction window.*

- (x) The City of Examination Centres where the test shall be conducted are given in the Information Bulletin. The Cities indicated for the entrance Examination

should be carefully chosen by the candidate, as no change will be allowed once application is submitted.

- (xi) Selection of a candidate in the test is provisional, subject to being found otherwise eligible for admission.
- (xii) In case a candidate is found providing incorrect information or the identity is proved to be false at any time in the future, the candidate shall face penal action as per the law.
- (xiii) The Candidates are not required to send/ submit the confirmation page of Online Application Form to the NTA. However, he/she is advised to retain the following documents with them as reference for future correspondence:

- ❖ **At least four printouts of the Confirmation Page of Online Application Form.**
- ❖ **Proof of fee paid**
- ❖ **Photographs (same as uploaded on the Online Application Form) –6 to 8 passport size photographs need to be kept aside.**
- ❖ **The name on the photo identification must match with the name as shown on the Admit Card. If the name has been changed due to events such as marriage, candidate must show the relevant document at the time of exam. Marriage Certificate / Divorce / Decree / Legal Name Change Document.**

10.9 Provision of Aadhaar:

The Aadhaar number is only one of the types of identification and is not mandatory. Candidates may also enter Passport number, Ration Card number, Election Card (EPIC No.), Bank Account number or any other valid Government identity number.

11. Admit Card for AIAPGET-2023

The Admit Card is issued provisionally to the candidates, subject to their satisfying the eligibility conditions.

The candidate has to download the Admit Card from the NTA website and appear for the Examination at the given Centre on Date, timing and discipline as indicated in their Admit Card.

No candidate will be allowed to appear at the Examination centre, on Date and timing other than that allotted to them in their Admit Card.

In case candidates are unable to download Admit Cards from the website, they may approach the Help Line between 10:00 am to 5:00 pm:

- **Email:** aiapget@nta.ac.in
- **Phone No.:** 011-40759000

The candidates are advised to read the instructions on the Admit Card carefully and follow them during the conduct of the examination.

In case of any discrepancy in the particulars of the candidate or his/her photograph and signatures shown in the Admit Card and Confirmation Page, the candidate may immediately **approach the Help Line between 10:00 am to 5:00 pm. In such cases, candidates would appear in the Examination with the already downloaded Admit Card. However, NTA will take necessary action to make correction in the record later.**

Note:

- a. *Candidate may please note that Admit Cards will not be sent by post.*
- b. *In no case, the duplicate Admit Card for AIAPGET-2023 would be issued at the Examination Centres.*
- c. *Candidate must not mutilate the Admit Card or change any entry made therein.*
- d. *Candidates are advised to preserve their Admit Cards in good condition for future reference.*
- e. *No Admit Card shall be issued to the candidates whose Applications are found to be incomplete for any reasons (including indistinct/ doubtful photographs/unsigned Applications) or who do not fulfill the eligibility criteria for the examination.*
- f. *Issue of Admit Cards, however, shall not necessarily mean acceptance of eligibility which shall be further scrutinized at subsequent stages of admission process.*

12. Procedure for appearing in Computer Based Test (CBT)

The detailed procedure for CBT is provided at Annexure-IV. Please read them carefully.

13. Conduct of the Examination

13.1 Important Instructions for Candidates

(Candidates are advised to go through instruction printed on Admit Card carefully before going for the Examination)

- a. Candidates **MUST** bring the following documents on the day of Examination at the test centre. Candidates who will not bring these will not be allowed to appear in the examination.
 - i. Print copy of Admit Card downloaded from NTA website
 - ii. One passport size photograph (same as uploaded on the Online Application Form) for pasting on the specific space in the attendance sheet at the Centre during the Examination
 - iii. Any one of the authorized Govt. photo IDs (original, valid and non-expired), viz. PAN card/ Driving License/ Voter ID/ Passport/ Aadhaar Card (With photograph)/ Aadhaar Enrolment No/ Ration Card
 - iv. PwD certificate issued by the Competent Authority, if claiming the relaxation under PwD category.

If the name has been changed due to events such as marriage, candidate must show the relevant document at the time of exam. Marriage Certificate / Divorce / Decree / Legal Name Change Document.

- b. The candidates shall report at the Examination Centre **two hours before the commencement of the Examination** so as to complete the registration formalities well before the time of exam.
- c. Registration desk will close 90 minutes prior to the examination.
- d. The candidates are advised to read the instructions on the Admit Card carefully and follow them strictly.
- e. Candidates should take their seat immediately after opening of the Examination hall on their allotted seat. If not, they are likely to miss some of the general instructions to be announced in the Examination Rooms/Halls. The NTA shall not be responsible for any delay.
- f. Any candidate found to have changed room/hall or the seat on his/her own other than allotted would be considered as a case of Unfair means and the candidature shall be cancelled and no plea would be accepted.
- g. The candidate must show, on demand, the Admit Card for entry in the Examination room/hall. A candidate who does not possess the valid Admit Card shall not be allowed to enter the Examination centre.
- h. The candidate should ensure that the question paper available on the computer is as per the opted Subject Code/ Discipline indicated in the Admit Card. In case, the subject of question paper is other than the opted paper, the same may be brought to the notice of the Invigilator concerned.
- i. Candidates are not allowed to carry any baggage inside the Examination Centre. NTA will not be responsible for any belongings stolen or lost at the premises.
- j. Candidate shall appear at their own cost at the Centre on Date and time as indicated in their Admit Card issued by the NTA.
- k. No candidate, without the special permission of the Centre Superintendent or the Invigilator concerned, will leave his/her seat or Examination Room/Hall until the full duration of the paper is over. Candidates must follow the instructions strictly as instructed by the Centre Superintendent/Invigilators.
- l. Candidates should not be in possession of any material listed in the list of prohibited material.
- m. All calculations/writing work are to be done only in the rough sheet provided at the centre in the Examination Room/Hall and on completion of the test candidates must hand over the rough sheets to the invigilator on duty in the Room/Hall.

- n. The candidate must sign and paste the photograph on the Attendance Sheet at the appropriate place.
- o. The candidates are governed by all Rules and Regulations of the NTA with regard to their conduct in the Examination Hall. All cases of Unfair means will be dealt with as per rules.

13.2 Centres for AIAPGET-2023

1. The list of cities where Examination Centres are located is given at **Annexure – III**. Candidates shall appear at the centre as shown on their Admit Cards at their own cost. No TA, DA or any accommodation facility will be admissible for appearing in AIAPGET 2023.
2. Candidate has the option of choosing two cities for the Examination during the Online Application.
3. Candidates are advised to familiarize themselves with the location of test centre and plan travel time accordingly. Candidates have to reach the test centres on or before the reporting time. Candidates may note that late entry to the Examination premises is not permitted under any circumstances. NTA/NCISM/NCH shall not be responsible for any delayed arrival of the candidate in reaching the centre due to any reason.
4. Biometric information of all the candidates shall be captured.
5. Identity checks will be made upon arrival at the test centre to ensure that there are no unauthorized candidates appearing for the test. Candidates are required to cooperate with the security personnel for security checks.
6. Please note that only registered candidates will be allowed at the Examination Centre.
7. Friends or relatives accompanying the candidates shall not be allowed entry in the test centre under any circumstances and will not be allowed to contact the candidate while the Examination process is going on.

14. Caution Notice & Non-Disclosure Agreement (India)

14.1. CAUTION NOTICE

- a) Candidates are advised to refer to AIAPGET 2023 website aiapget.nta.nic.in for authentic information and periodic updates about AIAPGET 2023.
- b) Candidates are advised not to be allured by various claims of any party or person or institute for qualifying AIAPGET 2023 Examination or securing seat.
- c) Candidates are advised to bring any such information to the notice to NTA by e-mail on aiapget@nta.ac.in and to aiapget.nch@gmail.com (Homoeopathy related queries) NCISM on aiapget@ncismindia.org (For Ayurveda, Unani and Siddha related queries).

14.2. NON-DISCLOSURE AGREEMENT (NDA)

- a) AIAPGET-2023 is a proprietary Examination and is conducted by NTA on behalf of Ministry of AYUSH (MoA) Govt. of India. The contents of this exam are confidential, proprietary and are owned by NTA/NCISM/NCH and explicitly prohibits the candidate from publishing, reproducing or transmitting any or some contents of this test, in whole or in part, in any form or by any means, verbal or written, electronic or mechanical or for any purpose. Hangouts, Blogs etc. using either one's own account or proxy account (s).
- b) By registering for and /or appearing in AIAPGET 2023, the candidate explicitly agrees to the above Non-Disclosure Agreement and general terms of use for AIAPGET 2023 as contained in this Information Bulletin & AIAPGET 2023 website aiapget.nta.nic.in.
- c) Violation of any act or breach of the same shall be liable for penal action and cancellation of the candidature at the bare threshold.

15. Unfair Means Practices and Breach of Examination Rules

15.1 Definition

Unfair Means practice is an activity that allows a candidate to gain an unfair advantage over other candidates. It includes, but is not limited to:

- a) Being in possession of any item or article which has been prohibited or can be used for unfair practices including any stationery item, communication device, accessories, eatable items, ornaments or any other material or information relevant or not relevant to the Examination in the paper concerned;
- b) Using someone to write Examination on his / her behalf (impersonation) or preparing material for copying;
- c) Writing the Exam at an Exam Centre other than the one allotted to him / her.
- d) Violating Examination rules or any direction issued by NTA in connection with AIAPGET 2023 examination;
- e) Assisting other candidate to engage in malpractices, giving or receiving assistance directly or indirectly of any kind or attempting to do so;
- f) Contacting or communicating or trying to do so with any person, other than the Examination Staff, during the Examination time in the Examination Centre;
- g) Threatening any of the officials connected with the conduct of the Examination or threatening any of the candidates;
- h) Using or attempting to use any other undesirable method or means in connection with the examination;

- i) Manipulation and fabrication of online documents viz. Admit Card, Rank Letter, Self-Declaration, etc.;
- j) Forceful entry in /exit from Examination Centre/Hall;
- k) Use or attempted use of any electronic device after entering the Examination Centre;
- l) Affixing/uploading of wrong/morphed photographs/signatures on the Application Form/Admit Card/Proforma;
- m) Creating obstacles in smooth and fair conduct of examination.
- n) Any other malpractices declared as Unfair Means by the NTA.

Disclaimer- The decision of NTA shall be final and binding for declaration of any person / candidate guilty of foregoing or such offence as shall be classified as Unfair Means Case (UMC).

15.2 Cancellation of Result

The Result of AIAPGET-2023 of the candidates who indulge in Unfair means Practices will not be declared (and may be cancelled).

15.3 Punishment for using Unfair means practices

During the course of or before or after the examination, if a candidate is found indulged in any of the practices as defined above, he/she shall be deemed to have used Unfair means practice(s) and booked under UNFAIRMEANS (U.F.M.) Case. The candidate could be debarred for 3 years in future and shall also be liable for criminal action and /or any other action as deemed fit.

16. Display of Recorded Responses

The NTA will display the recorded responses and Question Paper attempted by the candidates on the NTA website aiapget.nta.nic.in prior to declaration of result. The recorded responses are likely to be displayed for two to three days.

17. Display of Provisional Answer Key for Challenges

1. The NTA will display Provisional Answer Key of the questions on the NTA website: aiapget.nta.nic.in, with a Public Notice issued to this effect on the said website, to provide an opportunity to the candidates to challenge the Provisional Answer Keys with a non-refundable online payment of Rs.200/- per question challenged as processing charges. The provisional Answer Keys are likely to be displayed for two to three days.
2. Only paid challenges made during stipulated time through key challenge link will be considered.

3. The NTA's decision on the challenges shall be final and no further communication will be entertained. NTA will not inform the Candidates individually about their challenges.
4. The subject experts will examine all the challenges received and then a final answer key will be displayed and declared.
5. **The result will be compiled on the basis of the Final Answer Key declared. No grievance with regard to Answer Key(s) after Declaration of Result of AIAPGET-2023 will be entertained.**

18. Declaration of Results

1. The result will be compiled based on Final Answer Keys. No grievance with regard to Answer Key(s) after Declaration of Result of AIAPGET-2023 will be entertained. The raw (actual) marks obtained by a candidate will be considered further for computation of the Result of AIAPGET-2023. No Score Card will be dispatched to the candidates and the candidates are advised to download their Score Cards from the website: aiapget.nta.nic.in only.
2. **There is no provision for rechecking/re-evaluation/re-totaling of the result/score and no query in this regard will be entertained.**
3. The National Testing Agency (NTA) is an Examination conducting body and will provide AIAPGET Score 2023. The NTA does not collect the information regarding total number of seats available in the Institutions and reservation criteria followed by the Institutions.

4. **Rules for tie-breaking:** -

In the event of two or more candidates obtaining same mark/Rank, the merit position shall be determined by using following tie breaker criteria in descending order:

1. Candidate having lesser number of negative responses in the whole paper will be placed at a better merit position.
2. Candidate having higher percentage of Marks during entire BAMS/ BUMS/BHMS/BSMS course will be placed at a better merit position.
3. Candidate older in age will be placed better in the merit position.

19. Correspondence with NTA

All the correspondence should be addressed by e-mail to NTA on aiapget@nta.ac.in. The email query shall be addressed only if it is not anonymous and contains the name, Registration /Application No, postal address and contact number of the sender. An email containing vague or general queries and other queries as contained in the Information Bulletin shall not be entertained. Queries shall not be entertained from

person claiming to be representatives, associates or offciates of the applicant candidate. The following information shall not be revealed by phone or email:

- a. Internal documentation/status.
- b. Internal decision making process of NTA. Any claim /counter claim thereof.
- c. Dates & venue of internal meetings or name of the staff/officers dealing with it.
- d. Any information which in the opinion of NTA cannot be revealed.

20. Common Services Centres/Facilitation Centres

Candidates who are not well conversant to submit the online application due to various constraints, can use the services of Common Services Centre, Ministry of Electronics and Information Technology, Government of India under the Digital India initiatives of Hon'ble Prime Minister. The Common Services Centre (CSC) scheme is a part of the ambitious National e-Governance Plan (NeGP) of Government of India and is managed at each village panchayat level by a Village level Entrepreneur (VLE).

There are more than 1.5 lakhs Common Services Centres (CSC) across the country which will provide the desired support to candidates from urban as well as rural areas in online submission of Application Form and payment of fee through e-wallet. The list of the Common Services Centre is available on website: www.csc.gov.in.

Note: To know nearest Common Services Centre, please open link <http://gis.csc.gov.in/locator/csc.aspx>

21. Weeding Out Rules

The record of All India Ayush Post Graduate Entrance Test (AIAPGET)-2023 would be preserved upto 90 days from the date of declaration of result.

22. Legal Jurisdiction

All disputes pertaining to the conduct of AIAPGET- 2023 Examination including Results shall fall within the **jurisdiction of Delhi / New Delhi** only. Further, any legal question arising out of the Examination shall be entertained only when raised within 30 days from the declaration of result.

The Director (Administration) of the NTA shall be the official by whose designation the NTA may sue or be sued.

Payment of Exam Fee - Procedure/ Mode / Service Provider(s) and Services Charges**Procedure for Online Payment of Fee and Helpline for Payment Related Queries**

After completing Step 2 of the **Online** Application Form, the candidate may remit the examination fee (**Step 3**) in the following manner:

- Check the validity of the Debit/ Credit Card and keep it ready with you while logging on to the website for submitting Application Form. The candidates should enter the information asked for and make payment through a Debit/ Credit Card.
- Through Net Banking, check the balance in your account and keep all credentials ready with you while logging on to the website for making payment. The candidates should log in with his/her credentials of net banking and make payments accordingly.
- For payment through a UPI Service, check whether there is a requisite balance in the Bank Account / Wallet to which the concerned UPI is linked.

Prescribed Examination Fee (please see the Information at a Glance) can be paid through any Bank/Payment Gateway in any Payment Mode mentioned below. The service / processing charges per transaction & GST applicable @ 18 % are to be paid by the candidate,

S.No	Mode of Payment	ICICI BANK		CANARA BANK		
1	Net Banking	ICICI	NIL Charge		Canara Bank	NIL Charge
		Other Banks	4.00 + GST		Other Banks	5.00 + GST
2	Debit Cards	ICICI or Other Banks	Transaction upto Rs 2000/-	0 %	Rupay Card of Canara Bank or Other Banks	Nil Charge
			Transaction above Rs 2000/-	0.5 % + GST		
3	Credit Cards	Domestic	0.40%of Transaction value		Domestic	0.80% + GST
		International	2.35%of Transaction value		International	2.35% + GST
4	Unified Payment Interface (UPI)	ICICI or other banks	Transaction upto Rs 2000/-	0 %	NIL Charge	
			Transaction above Rs 2000/-	0 % + GST		

Note:

In case, the fee payment status is not 'OK', or the Confirmation Page of the Online Application is not generated after fee payment (completion of Step 3), the candidate is advised to contact the helpline number/email of the concerned Bank/Payment Gateway Integrator, as mentioned below:-

(a) If Paying through Canara Bank:

Level	Name	Email ID	Contact No.
1	Help Desk	pgsupport@billdesk.com dssronoida@canarabank.com cb18688@canarabank.com	(022)61060524/ 8700098336/ 7428206788/ 9535293631
2	Complaint Management Services	pgsupport@billdesk.com dssronoida@canarabank.com cb18688@canarabank.com	(022)61060524/ 8700098336/ 7428206788/ 9535293631
3	Customer Care	pgsupport@billdesk.com dssronoida@canarabank.com cb18688@canarabank.com	(022)61060524/ 8700098336/ 7428206788/ 9535293631
4	Through SMS	---	(022)61060524/ 8700098336/ 7428206788/ 9535293631

(b) If Paying through ICICI Bank:

Sl.	Name	Email ID	Contact Number
1	Aiysha Khatun	support.nta@ingenico.com	0120-4728445/ 01204728426
2	Nitin Sharma	nitin.sh@icicibank.com	9870101521

(c) NTA Helpdesk Contact details (incase the payment related issues are not resolved through the above-mentioned Helplines of the concerned Bank/Payment Gateway Integrator):

Email: aiapget@nta.ac.in.

Phone No.: 011-40759000

3. Procedure to raise payment related Grievance:

After (successful completion of Step-3, Confirmation Page of the Application Form, should be downloaded and a printout of the same may be retained for future reference. The Confirmation Page of the online Application Form could be generated **only after successful payment by the Candidate.**

In case the Confirmation Page is not generated after payment of prescribed Fee, then the candidate should approach the concerned Bank/Payment Gateway integrator (in the helpline number and email given in Annexure- I of the Information Bulletin), for ensuring the successful payment.

In spite of above, if successful transaction is not reflected on the Portal, the candidate may contact NTA Helpline. If the payment issue is still not resolved, the candidate may pay second time.

However, any duplicate payment received from the candidate by NTA in course of said transactions will be refunded through the same payment mode through which the duplicate payment is received, after fee reconciliation by NTA

4. Information to be provided by the Candidate while raising any payment related query/ email/Helplines: -
 - a. Name of the Bank and /or payment Gateway.
 - b. Date and time of the transaction
 - c. Transaction Number
 - d. Bank Reference Number
 - e. Proof of transaction
 - f. Screenshot from the payment portal (in case of payment failure).

ANNEXURE -II

Certificate regarding physical limitation to write in an examination

Certificate No. _____ Dated _____

This is to certify that Mr./Ms. _____

Aged _____ Years, Son/Daughter of Mr./Mrs. _____

R/o _____

Affix Passport size
Photograph of the
candidate (same as
uploaded on the
Online Application
Form) duly attested
by the issuing
authority

with AIAPGET 2023 Application No. _____ and AIAPGET 2023 Roll No.

_____, has the following Disability (name of the Specified
Disability) _____ in (percentage) of _____

(in words) _____ (in Figures).

- **Please tick on the “Specified Disability”**

(Assessment may be done on the basis of Gazette of India. Extraordinary, Part-II, Section 3 Sub-section (ii), Ministry of Social Justice and Empowerment)

S. No.	Category	Type of Disability	Specified Disability
1.	Physical Disability	Locomotor Disability*	a. Leprosy cured person, b. cerebral palsy, c. dwarfism, d. muscular dystrophy, e. acid attack victims.
		Visual Impairment*	a. blindness, b. low vision
		Hearing Impairment*	a. deaf, b. hard of hearing
		Speech & Language Disability	Permanent disability arising out of conditions such as laryngectomy or aphasia affecting one or more components of speech and language due to organic or neurological causes.
2.	Intellectual Disability		a. specific learning Disability (Perceptual Disabilities, Dyslexia, Dysgraphia, Dyscalculia, Dyspraxia & Development Aphasia) b. autism spectrum disorder
3.	Mental Behaviour		a. mental illness
4.	Disability caused due to	i. Chronic Neurological Conditions	a. multiple sclerosis b. Parkinson
		ii. Blood disorder	a. Haemophilia, b. Thalassemia, c. Sickle cell disease
5.	Multiple Disabilities		More than one of the above specified disabilities including deaf blindness

This is to further certify that he/she has physical limitation which hampers his/her writing capabilities to write the Examination owing to his/her disability.

Signature

Name: _____

Chief Medical Officer/ Civil Surgeon/ Medical Superintendent
Government Health Care Institution with Seal

Annexure -III


List of Examination Cities for AIAPGET-2023


S.No	State	Cities	City Code	S.No	State	Cities	City Code	
1	ANDAMAN & NICOBAR ISLANDS (UT)	PORT BLAIR	AN01	47	Maharashtra	AHMEDNAGAR	MR01	
				48		AKOLA	MR02	
2	Andhra Pradesh	ANANTAPUR	AP01	49		AURANGABAD	MR04	
				50		BEED	MR30	
				51		BHANDARA	MR31	
3	Andhra Pradesh	TIRUPATHI	AP16	52		CHANDRAPUR	MR09	
				53		GONDIYA	MR35	
4	Andhra Pradesh	VIJAYAWADA	AP17	54		KOLHAPUR	MR14	
5		VISAKHAPATNAM	AP18	55		LATUR	MR15	
6	Assam	GUWAHATI	AM02	56		MUMBAI/NAVI MUMBAI	MR16	
7	Bihar	BHAGALPUR	BR02	57		NAGPUR	MR17	
8		GAYA	BR05	58		NANDED	MR18	
9		PATNA	BR07	59		NASHIK	MR19	
10		PURNEA	BR08	60		PUNE	MR22	
11	Chandigarh	CHANDIGARH/MOHALI/PANCHKULA	CH01	61		RATNAGIRI	MR24	
12	Chhattisgarh	BHILAI NAGAR/DURG	CG01	62	SATARA	MR26		
13		RAIPUR	CG03	63	SOLAPUR	MR27		
14	Delhi	DELHI/NEW DELHI/NCR	DL01	64	THANE	MR28		
				65	WARDHA	MR29		
15	Goa	PANAJI/MADGAON	GO01	66	Meghalaya	SHILLONG	MG01	
16	Gujarat	AHMEDABAD/GANDHINAGAR	GJ01	67	Odisha	BERHAMPUR/GANJAM	OR03	
17		RAJKOT	GJ10	68		BHUBANESWAR	OR04	
18		SURAT	GJ11	69		SAMBALPUR	OR09	
19		VADODARA	GJ12	70	Puducherry	PUDUCHERRY	PO01	
20	Haryana	GURUGRAM	HR04	71	Punjab	AMRITSAR	PB01	
21		HISSAR	HR05	72		BHATINDA	PB02	
22		KARNAL	HR06	73		LUDHIANA	PB05	
23	Himachal Pradesh	HAMIRPUR(HIMACHAL PRADESH)	HP03	74		PATIALA/FATEHGARH SAHIB	PB08	
24		KANGRA/PALAMPUR	HP04	75		BIKANER	RJ05	
25		SHIMLA	HP06	76	JAIPUR	RJ06		
26	Jammu	JAMMU	JK02	77	Rajasthan	JODHPUR	RJ07	
27		SRINAGAR	JK04	78		KOTA	RJ08	
28	Jharkhand	DHANBAD	JH02	79		UDAIPUR	RJ11	
29		JAMSHEDPUR	JH03	80	Tamil Nadu	CHENNAI	TN01	
30		RANCHI	JH04	81		COIMBATORE	TN02	
31	Karnataka	BENGALURU	KK04	82		TIRUCHIRAPPALLI	TN14	
32		DHARWAD/HUBBALLI (HUBLI)	KK10	83		TIRUNELVELI	TN15	
33		GULBARGA	KK08	84		Telangana	HYDERABAD	TL01
34		MANGALURU(MANGALORE)	KK12	85	MAHBUBNAGAR		TL04	
35	Kerala	ERNAKULAM/KOCHI	KL04	86	Uttar Pradesh	AGRA	UP01	
36		KANNUR	KL07	87		GORAKHPUR	UP08	
37		KOTTAYAM	KL11	88		JHANSI	UP10	
38		KOZHIKODE	KL12	89		KANPUR	UP11	
39		THIRUVANANTHAPURAM	KL17	90		LUCKNOW	UP12	
40		THRISSUR	KL18	91		MORADABAD	UP15	
41		Ladakh	LEH	LL01		92	VARANASI	UP18
42		Madhya Pradesh	BHOPAL	MP03		93	Uttarakhand	DEHRADUN
43	GWALIOR		MP06	94	HALDWANI	UK02		
44	INDORE		MP07	95	ROORKEE	UK06		
45	Madhya Pradesh		JABALPUR	MP08	96	West Bengal	ASANSOL	WB01
					97		KOLKATA	WB10
					98		SILIGURI	WB11

Computer Based Test (CBT)


1. The clock will be set at the server. The countdown timer in the top right corner of the screen will display the remaining time available for you to complete the examination. When the timer reaches zero, the examination will end by itself. You will not be required to end or submit your examination.
2. The Question Palette displayed on the right side of the screen will show the status of each question using one of the following symbols:



 1 You have not visited the question yet.

 2 You have not answered the question.

 3 You have answered the question.

 4 You have NOT answered the question, but have marked the question for review.

 5 The question(s) "Answered and Marked for Review" will be considered for evaluation.

3. The 'Marked for Review' status for a question simply indicates that you would like to look at that question again.
4. You can click on the ">" arrow which appears to the left of the question palette to collapse the question palette thereby maximizing the question window. To view the question palette again, you can click on "<" which appears on the right side of the question window.
5. You can click on your "Profile" image on the top right corner of your screen to change the language during the exam for the entire question paper. On clicking on the Profile image, you will get a drop-down to change the question content to the desired language.
6. You can click on  to navigate to the bottom and  to navigate to the top of the question area, without scrolling.

Navigating to a Question:

7. To answer a question, do the following:
 - Click on the question number in the Question Palette at the right of your screen to go to that question directly. Note that using this

option does NOT save your answer to the current question.

- Click on **Save & Next** to save your answer for the current question and then go to the next question.
- Click on **Mark for Review & Next** to save your answer for the current question, mark it for review, and then go to the next question.

Answering a Question :

8. Procedure for answering a Multiple-Choice Type question:
 - To select your answer, click on the button of one of the options.
 - To deselect your chosen answer, click on the button of the chosen option again or click on the **Clear Response** button.
 - To change your chosen answer, click on the button of another option.
 - To save your answer, you must click on the Save & Next button
 - To mark the question for review, click on the '**Mark for Review & Next**' button.
9. To change your answer to a question that has already been answered, first select that question for answering and then follow the procedure for answering that type of question.

Navigating through sections:

10. Sections in this question paper are displayed on the top bar of the screen. Questions in a Section can be viewed by clicking on the Section name. The Section you are currently viewing is highlighted.
11. After clicking the **Save and Next** button on the last question for a Section, you will automatically be taken to the first question of the next section.
12. You can shuffle between Sections and questions anytime during the examination as per your convenience only during the time stipulated.
13. The candidate can view the corresponding Section summary as part of the legend that appears in every section above the question palette.

Instruction for Question:

14. For the correctness of the translation for a particular language, only the **English version** will be considered as the final version for the evaluation purpose.

Note:

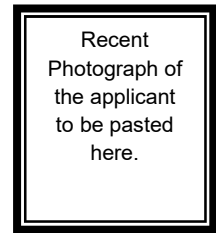
15. If the mouse or computer is not functioning, then the candidate should immediately inform the invigilator.
16. If the mouse is moving without candidate's intervention, the candidate should immediately inform the invigilator

(a) ROUGH WORK:

All calculations/writing work is to be done only in the rough sheet provided at the Centre in the Examination Room/Hall and on completion of the test candidates must hand over the rough sheets to the invigilator on duty in the Room/Hall.

ANNEXURE V

Letter of Undertaking for using Own Scribe



I _____, a candidate with (name of the disability) appearing for the _____ (name of the examination) bearing Roll No. _____ at _____ (name of the centre) in the District _____ (name of the State). My qualification is _____ I do hereby state that _____

(name of the scribe) will provide the service of scribe/reader/lab assistant for the undersigned for taking the aforesaid examination.

I do hereby undertake that his qualification is _____. In case, subsequently it is found that his qualification is not as declared by the undersigned and is beyond my qualification, I shall forfeit my right to the post and claims relating thereto.

(Signature of the candidate with Disability)

Place:

Date:

NOTE: Please bring Aadhaar Card/ Any other Govt. ID Card of Scribe.

Annexure-VI

State Wise List of Colleges

List of permitted ASU & Homeopathy Post Graduate colleges is updated from time to time on the website of NCISM <https://ncismindia.org> and NCH <https://nch.org.in> respectively.

Replica of Application Form



ALL INDIA AYUSH POST GRADUATE ENTRANCE TEST
2023



अखिल भारतीय आयुष ज्ञानकोत्तर प्रवेश परीक्षा 2023

Application Form Screens – Home Page

The screenshot displays the home page of the application form. On the left, a dark blue panel titled "Steps to apply online" lists three steps: "Apply for Online Registration", "Fill Online Application Form", and "Pay Examination Fee", each with a checkmark. Below the list, there is a dropdown menu for "Application Form" set to "AIAPGET - 2023" and an orange "New Registration" button. On the right, a white panel titled "Only Registered Candidates Sign In" contains a sign-in form. The form includes a dropdown for "Application Form" (AIAPGET - 2023), input fields for "Application No", "Password", and "Security Pin as shown below (Case Sensitive)". The security pin field displays "93E475" with a refresh icon. A "Sign In" button is located below the security pin field. At the bottom of the sign-in panel, there are links for "Forgot Password ?" and "Forgot Application No ?".



Ministry of Education
Government of India

ALL INDIA AYUSH POST GRADUATE ENTRANCE TEST 2023



राष्ट्रीय परीक्षा एजेंसी
National Testing Agency
Excellence in Assessment

अखिल भारतीय आयुष स्नातकोत्तर प्रवेश परीक्षा 2023

Instructions Page

- Please read the instructions, procedure and Information Bulletin carefully before you start filling the Application Form Online.
अभ्यर्थी आवेदन पत्र भरने से पूर्व कृपया दिए गए निर्देशों, प्रक्रियाओं एवं सूचना विवरणिका को ध्यानपूर्वक पढ़ें।
- You can apply for AIAPGET - 2023 'ON-LINE' only through the official website of AIAPGET - 2023 (<https://aiapget.nta.nic.in>).
अभ्यर्थी एआईएजीईटी - 2023 के लिए 'ऑन-लाइन' आवेदन केवल एआईएजीईटी - 2023 की आधिकारिक वेबसाइट: <https://aiapget.nta.nic.in> के माध्यम से ही कर सकते हैं।
- Examination Fees

परीक्षा शुल्क

Category / श्रेणी	In India (Fee In ₹ / भारत में (शुल्क ₹ में))
General/ सामान्य OBC-NCL(CENTRAL LIST) /ओबीसी-एनसीएल (केंद्रीय सूची)	₹ 2700/- (Two thousand seven Hundred)/ ₹ 2700/- (दो हजार सात सौ)
General-EWS / सामान्य ईडब्ल्यूएस	₹ 2450/- (Two thousand Five Hundred fifty)/ ₹ 2450/- (दो हजार पचास सौ पचास)
SC / ST / Person with Disabilities(PwD)/Third Gender अनुसूचित जाति/ अनुसूचित जनजाति/दिव्यांगजन व्यक्ति/थर्ड जेंडर	₹ 1800/- (One thousand Eight Hundred)/ ₹ 1800/- (एक हजार अठ सौ)
Service Charges & GST (as applicable) will be charged extra by the Bank. सेवा शुल्क और जीएसटी (तलाब होने पर) बैंक द्वारा अतिरिक्त शुल्क लिया जाएगा।	

- Application Procedure: 3 simple Steps to be followed to apply online
आवेदन प्रक्रिया: ऑनलाइन आवेदन करने के लिए 3 सरल चरणों का पालन किया जाना चाहिए।

Candidates must read carefully the Instructions (including how to fill up Application Form online) given in the Information Bulletin available on the NTA Website. Candidates not complying with the Instructions shall be summarily disqualified.
अभ्यर्थियों को एप्लीकेशन फॉर्म पर उपलब्ध सूचना विवरणिका में दिए गए निर्देशों (ऑनलाइन आवेदन पत्र को भरने सहित) को ध्यान से पढ़ना चाहिए। निर्देशों का पालन नहीं करने वाले अभ्यर्थियों को अयोग्य घोषित कर दिया जाएगा।

- Step 1: Register for Online Application Form and note down system generated Application Number. The candidate should supply the required details while filling the Online Application Form and is also required to create PASSWORD and choose Security Question and enter his/her Answer. After successful submission of the personal details, Application number will be generated and it will be used to complete the remaining Steps of the Application Form and will also be required for all future reference/ correspondence. For subsequent logins, candidate will be able to login directly with the respective system generated Application Number and created Password.

चरण 1: ऑनलाइन आवेदन पत्र के लिए पंजीकरण करें और प्राप्त आवेदन संख्या नोट करें: अभ्यर्थी ऑनलाइन आवेदन पत्र भरते समय आवश्यक विवरणों को प्रविष्टि करने जो कुंजिका बनाने, उससे संबंधित सुरक्षा प्रश्न चुनने और उसका उत्तर दर्ज करने के लिए आवश्यक है। व्यक्तिगत विवरणों को सफलतापूर्वक प्रस्तुत करने के बाद, आवेदन संख्या प्राप्त होगी जिसका उपयोग आवेदन पत्र के शेष चरणों को पूरा करने के लिए किया जाएगा और जो भविष्य के सभी संदर्भ/पत्राचार के लिए भी आवश्यक होगा। तब से तब तक आवेदन संख्या और स्वयं बनाई हुई कुंजिका से लॉग इन कर सकेंगे।

- Step 2: Complete the Application Form Candidate can login with the system generated Application Number and created Password for completing the Application Form.
चरण 2: आवेदन पत्र पूरा करें: अभ्यर्थी सिस्टम जनित आवेदन संख्या एवं कुंजिका से लॉग इन करके आवेदन पत्र को पूरा कर सकते हैं।

Upload Scanned Images of Candidate's Photograph, Signature, PwD Certificate (wherever applicable):

अभ्यर्थी की तस्वीर, हस्ताक्षर, पीडब्ल्यूडी प्रमाणपत्र (जहां लागू हो) को स्कैन की गई छवियां अपलोड करें:

- The recent passport size photograph should be either in colour or black & white with 80% face (without mask) visible including ears against white background. It should be in JPG format (clearly legible) and between 10 kb to 200 kb.

हाल में खींची गई पासपोर्ट आकार की तस्वीर (या तो रंगीन या काले एवं सफेद फुलमून के साथ) के साथ-साथ 80% चेहरा साफ दिखाने देना चाहिए (मस्क के बिना)। यह JPG प्रारूप (स्पष्ट रूप से सुपेढ़) और 10 kb से 200 kb के बीच होना चाहिए।



Ministry of Education
Government of India

ALL INDIA AYUSH POST GRADUATE ENTRANCE TEST
2023

अखिल भारतीय आयुष स्नातकोत्तर प्रवेश परीक्षा 2023



राष्ट्रीय परीक्षा एजेंसी
National Testing Agency
Excellence in Assessment

5. Important Instruction about PASSWORD

कुचिका के बारे में महत्वपूर्ण निर्देश:

1. During online form filling, candidate will be required to choose PASSWORD and Security Question and its Answer. Candidate is advised to record/remember their password for all future logins.
ऑनलाइन आवेदन फॉर्म भरने के दौरान अर्थात् को कुचिका, सुरक्षा प्रश्न और उसके उत्तर का चयन करना होगा। अर्थात् को भविष्य के सभी लॉग इन के लिए अपनी कुचिका को रिकॉर्ड/याद रखने की सलाह दी जाती है।
2. For subsequent logins, candidate will be able to login directly with their respective system generated Application Number and the chosen Password.
बाद में लॉग इन के लिए अर्थात् अपने संबंधित सिस्टम आवेदन संख्या और चुने गई कुचिका के साथ सीधे लॉग इन कर सकेंगे।
3. Candidate is advised not to disclose or share their password with anybody. Neither NTA nor NIC will be responsible for violation or misuse of the password of a candidate.
अर्थात् को सलाह दी जाती है कि वह किसी के साथ अपनी कुचिका साझा न करें। किसी अर्थात् को कुचिका के उल्लंघन या दुरुपयोग के लिए न तो एनटीए और न ही एनआईसी जिम्मेदार होगा।
4. Candidate can change his/her passwords after login, if desired.
चाहें वांछित हो तो, अर्थात् लॉग इन के बाद अपनी कुचिका बदल सकते हैं।
5. Candidate should remember to log out at the end of their session so that the particulars of the candidate cannot be tampered or modified by unauthorized persons.
अर्थात् को अपने सत्र के अंत में लॉग आउट करना चाहिए ताकि अनाधिकृत व्यक्तियों द्वारा अर्थात् के विवरण से छेड़छाड़ या संशोधन नहीं किया जा सके।

The Password must be as per the following Password policy.

कुचिका निम्नलिखित कुचिका-नीति के अनुसार होना चाहिए।

1. Password must be 8 to 13 character long.
कुचिका 8 से 13 अक्षरों की होनी चाहिए।
2. Password must have at least one Upper case alphabet.
कुचिका में कम से कम एक अक्षर केस एल्फाबेट होना चाहिए।
3. Password must have at least one Lower case alphabet.
कुचिका में कम से कम एक लोअर केस एल्फाबेट होना चाहिए।
4. Password must have at least one numeric value.
कुचिका में कम से कम एक संख्या मान होना चाहिए।
5. Password must have at least one special characters eg. !@#\$%^&*~.
कुचिका में कम से कम एक विशेष वर्ण होना चाहिए जैसे !@#\$%^&*~.

6. How to reset your Password: The following options are available to reset Password

अपना कुचिका कैसे रीसेट करें: कुचिका रीसेट करने के लिए निम्नलिखित विकल्प उपलब्ध हैं।

1. Using Security Question & its Answer you chosen during Form filling.
फॉर्म भरने के दौरान अपने सुरक्षा प्रश्न एवं इसके चुने हुए उत्तर का उपयोग करके।
2. Using a verification code sent via text message (SMS) to your Registered Mobile No.
अपने पंजीकृत मोबाइल नंबर/ईमेल पर पाठ संदेश से भेजे सत्यापन कोड का उपयोग करके।
3. Using a reset link sent via Email to your Registered Email address.
अपने पंजीकृत ईमेल पते पर ईमेल से भेजे गए रीसेट लिंक का उपयोग करके।

7. The Application Number printed on the computer generated Confirmation Page must be mentioned in all such correspondences. It is therefore essential to note down the application number printed on the Confirmation Page.

कंप्यूटर जनित पुष्टि-पृष्ठ पर मुद्रित आवेदन संख्या का उल्लेख सभी प्रभाव में किया जाएगा। इसलिए पुष्टि-पृष्ठ पर मुद्रित आवेदन संख्या को दर्ज/नोट करना आवश्यक है।

- I have downloaded the Information Bulletin of ALL INDIA AYUSH POST GRADUATE ENTRANCE TEST 2023, read and understood all the Instructions therein as well as those mentioned above, and fill up the online Application Form for the ALL INDIA AYUSH POST GRADUATE ENTRANCE TEST 2023 accordingly.

मैंने अखिल भारतीय आयुष स्नातकोत्तर प्रवेश परीक्षा 2023 के सूचना बुलेटिन को डाउनलोड कर लिया है, उसमें दिए गए सभी निर्देशों के साथ-साथ ऊपर बर्णित सभी निर्देशों को पढ़ और समझ लिया है, और तदनुसार मैंने अखिल भारतीय आयुष स्नातकोत्तर प्रवेश परीक्षा 2023 के लिए ऑनलाइन आवेदन फॉर्म भर रखा / रही हूँ।



Ministry of Education
Government of India

ALL INDIA AYUSH POST GRADUATE ENTRANCE TEST
2023

अखिल भारतीय आयुष स्नातकोत्तर प्रवेश परीक्षा 2023



राष्ट्रीय परीक्षा एजेंसी
National Testing Agency
Excellence in Assessment

Registration Form

व्यक्तिगत विवरण(Personal Details)

अभ्यर्थी का नाम (Candidate's Name)

पिता का नाम (Father's Name)

माता का नाम (Mother's Name)

अभ्यर्थी की जन्म तिथि (Candidate's Date of Birth)

लिंग (Gender)

पहचान के प्रकार (Identity Type)

पहचान संख्या (Identification Number)

वर्तमान पता (Present Address)

पता (Premises No/ Name)

उप-स्थानीयता (Sub-Locality)(Optional)

स्थानीयता (Locality)

देश (Country)

राज्य (State)

जिला (District)

पिन कोड (Pin Code)



Ministry of Education
Government of India

ALL INDIA AYUSH POST GRADUATE ENTRANCE TEST
2023



राष्ट्रीय परीक्षा एजेंसी
National Testing Agency
Excellence In Assessment

अखिल भारतीय आयुष ज्ञातकोत्तर प्रवेश परीक्षा 2023

ईमेल पता (Email Address)

Confirm Email Address

मोबाइल नंबर (Mobile Number)

Confirm Mobile Number

वैकल्पिक संपर्क सूत्र (Alternate Contact No.) (Optional)

स्थायी पता (Permanent Address)

Same As Present Address

पता (Premises No/ Name)

उप-स्थानीयता (Sub-Locality)(Optional):

स्थानीयता (Locality)

देश (Country) --Select--

राज्य (State) --Select--

जिला (District) --Select--

पिन कोड (Pin Code)

Choose Password

कुंजिका (Password)

कुंजिका की पुष्टि कीजिये (Confirm Password)

सुरक्षा प्रश्न (Security Question) --Select--

सुरक्षा जवाब (Security Answer)



Ministry of Education
Government of India

ALL INDIA AYUSH POST GRADUATE ENTRANCE TEST
2023

अखिल भारतीय आयुष सनातकोत्तर प्रवेश परीक्षा 2023



राष्ट्रीय परीक्षा एजेंसी
National Testing Agency
Excellence in Assessment

Candidate Dashboard

Name: C Name Application No: 234010000005

Activities

Registration Details

Application Form

Fee Payment

Verify Mobile No. & Email Id

Mobile No.- Verified

Verify Email Id

Current Status

Registration Details	Completed
Application Form	Incomplete
Fee Payment	Incomplete

Your registration for ALL INDIA AYUSH POST GRADUATE ENTRANCE TEST 2023 is complete. Your application form will remain incomplete till you fill all the fields of application form and pay the fee. Please note down the Application No. for future references.

Application Number : 234010000005

Kindly fill application form by clicking on the button below.

[Complete Application Form](#)



Ministry of Education
Government of India

ALL INDIA AYUSH POST GRADUATE ENTRANCE TEST
2023

अखिल भारतीय आयुष स्नातकोत्तर प्रवेश परीक्षा 2023



राष्ट्रीय परीक्षा एजेंसी
National Testing Agency
Excellence in Assessment

Application Form – Contact Details

वर्तमान पता (Present Address)

पता (Premises No/ Name)

उप-स्थानीयता (Sub-Locality)(Optional)

स्थानीयता (Locality)

देश (Country)

राज्य (State)

जिला (District)

पिन कोड (Pin Code)

ईमेल पता (Email Address)

मोबाइल नंबर (Mobile Number)

वैकल्पिक संपर्क सूत्र (Alternate Contact No.)
(Optional)

Permanent Address



Application Form – Personal Details

व्यक्तिगत विवरण(Personal Details)

अभ्यर्थी का नाम (Candidate's Name)	<input type="text" value="C NAME"/>
अभ्यर्थी की जन्म तिथि (Candidate's Date of Birth)	<input type="text" value="15"/> <input type="text" value="Apr"/> <input type="text" value="1992"/>
लिंग (Gender)	<input type="text" value="Male"/>
पिता का नाम (Father's Name)	<input type="text" value="F NAME"/>
माता का नाम (Mother's Name)	<input type="text" value="M NAME"/>
राष्ट्रियता (Nationality)	<input type="text" value="Indian"/>
श्रेणी (Category)	<input type="text" value="ST"/>
यदि आप एक Pwd उम्मीदवार हैं, तो क्या आपके पास बेंचमार्क विकलांगता है (If you are a Pwd Candidate, do you have benchmark disability)?	<input type="text" value="Yes"/>
विकलांगता का प्रकार (Type of Disability)	<input type="text" value="Hearing impairment as specified in the Schedule of RPwD Act, 2016"/>
क्या आपको सहाइव की जरूरत है (सूचना बुलेटिन में दिए गए मानदंड के रूप में)? (Do you need scribe (as the criteria given in the Information Bulletin)?)	<input type="text" value="Yes - I will bring my own scribe under the S"/>
विकलांगता का प्रतिशत (Percentage of Disability)	<input type="text" value="14"/>



Ministry of Education
Government of India

ALL INDIA AYUSH POST GRADUATE ENTRANCE TEST
2023



राष्ट्रीय परीक्षा एजेंसी
National Testing Agency
Excellence in Assessment

अखिल भारतीय आयुष स्नातकोत्तर प्रवेश परीक्षा 2023

क्या आपको मधुमेह हैं? Are You Diabetic?

Yes

निवास की जगह (Place of Residence)

Urban

वार्षिक पारिवारिक आय (Annual Family Income)

RS. 200001 - 300000

वैवाहिक स्थिति (Marital Status)

Married

तैयारी का तरीका (Mode of Preparation)

Individual Tuition



Ministry of Education
Government of India

ALL INDIA AYUSH POST GRADUATE ENTRANCE TEST
2023

अखिल भारतीय आयुष सनातकोत्तर प्रवेश परीक्षा 2023



राष्ट्रीय परीक्षा एजेंसी
National Testing Agency
Excellence In Assessment

Application Form – Aadhaar Details

आवेदन संख्या (Application No.): 234010000005

अभ्यर्थी का नाम (Candidate's Name): C NAME

लिंग (Gender): Male

अभ्यर्थी की जन्म तिथि (Candidate's Date of Birth): 15-04-1992

उम्मीदवारों से अनुरोध है कि वे नीचे दिए गए विकल्पों में से किसी एक का चयन करें और आगे बढ़ें। (Candidates are requested to select any one of the options below and proceed further):

I voluntarily agree to share my Aadhaar Number and I am aware that it will be used to establish my identity for the ALL INDIA AYUSH POST GRADUATE ENTRANCE TEST 2023 Examination by matching my personal identification details available in Aadhaar records of UIDAI.

मैं स्वेच्छा से अपना आधार नंबर साझा करने के लिए सहमत हूँ और मुझे पता है कि इसका उपयोग यूआईडीएआई के आधार रिकॉर्ड में उपलब्ध मेरे व्यक्तिगत पहचान विवरण का मिलान करके अखिल भारतीय आयुष सनातकोत्तर प्रवेश परीक्षा 2023 के लिए मेरी पहचान स्थापित करने के लिए किया जाएगा।

My information on Aadhaar is not the same as entered in the Application Form. आधार कार्ड पर मेरी जानकारी यही नहीं है जो आवेदन पत्र में दर्ज की गई है।

I am not willing to share my Aadhaar Number. मैं अपना आधार नंबर साझा करने को तैयार नहीं हूँ।

Aadhaar Number:

NOTE: System will not allow you to change Name, Date of Birth and Gender after Aadhaar Number Authentication. Please ensure to check the details and then proceed further.

नोट: सिस्टम आपको आधार संख्या प्रमाणीकरण के बाद नाम, जन्म तिथि और लिंग बदलने की अनुमति नहीं देगा। कृपया विवरणों की जांच करना सुनिश्चित करें और फिर आगे बढ़ें।

घोषणा (Declaration)

I confirm that I have read and understood all the instructions as described above. मैं पढ़े करता/करती हूँ कि मैंने ऊपर वर्णित सभी निर्देशों को पढ़ और समझ लिया है।



Ministry of Education
Government of India

ALL INDIA AYUSH POST GRADUATE ENTRANCE TEST
2023

अखिल भारतीय आयुष स्नातकोत्तर प्रवेश परीक्षा 2023



राष्ट्रीय परीक्षा एजेंसी
National Testing Agency
Excellence In Assessment

Application Form – Apply For Details

के लिए आवेदन करना (Apply For)

के लिए आवेदन करना (Apply For)	Ayurveda	
प्रश्न पत्र माध्यम (Question Paper Medium)	English & Hindi	
परीक्षा राज्य / शहर-पहला विकल्प (Exam State/ City-1st choice)	ANDAMAN AND NICOBAR ISLANDS	PORT BLAIR
परीक्षा राज्य / शहर -दूसरा विकल्प (Exam State/ City-2nd choice)	ASSAM	GUWAHATI
पिता/अभिभावक व्यवसाय (Father/ Guardian Occupation)	AGRICULTURE	
पिता/अभिभावक योग्यता (Father/ Guardian Qualification)	ILLITERATE	
माता/अभिभावक व्यवसाय (Mother/ Guardian Occupation)	BUSINESS	
माता/अभिभावक योग्यता (Mother/ Guardian Qualification)	ILLITERATE	
इंटर्नशिप (Internship)	Ongoing	
इंटर्नशिप पूरा करने की तिथि (दिन/माह/वर्ष) Date of Completion of Internship (DD/MM/YYYY)	12/07/2022	



Application Form Screens – Qualification Details

शैक्षिक विवरण (Educational Details)

10th or equivalent Qualification Details

उत्तीर्ण की स्थिति (Pass Status)	उत्तीर्ण / सम्मिलित होने का वर्ष (Year of Passing/Appearing)	
Passed	2019	
योग्यता परीक्षा (Qualifying Exam)	स्कूल / कॉलेज का प्रकार (Type of School/College)	
10th or Equivalent	Jawahar Navodaya Vidyalaya(JNVs)	
स्कूल बोर्ड / विश्वविद्यालय का नाम / (Name of School Board / University)	परिणाम मोड (Result Mode)	
BIHAR SCHOOL EXAMINATION BOARD	Percentage	
Total Marks	Obtained Marks	Marks(%)
100	19	19.00
रोल नंबर (Roll Number)	स्कूल / कॉलेज का नाम और पता (School/College Name & Address)	
RL123876	KHRMS	
स्कूल / कॉलेज पिनकोड (School/College Pincode)		
111111		



Ministry of Education
Government of India

**ALL INDIA AYUSH POST GRADUATE ENTRANCE TEST
2023**



राष्ट्रीय परीक्षा एजेंसी
National Testing Agency
Excellence in Assessment

अखिल भारतीय आयुष स्नातकोत्तर प्रवेश परीक्षा 2023

12th or equivalent Qualification Details

उत्तीर्ण की स्थिति (Pass Status)	उत्तीर्ण / सम्मिलित होने का वर्ष (Year of Passing/Appearing)	
<input type="text" value="Passed"/>	<input type="text" value="Select"/>	
योग्यता परीक्षा (Qualifying Exam)	स्कूल / कॉलेज का प्रकार (Type of School/College)	
<input type="text" value="Select"/>	<input type="text" value="Select"/>	
स्कूल बोर्ड / विश्वविद्यालय का नाम (Name of School Board / University)	परिणाम मोड (Result Mode)	
<input type="text" value="Select"/>	<input type="text" value="Percentage"/>	
Total Marks	Obtained Marks	Marks(%)
<input type="text" value="100"/>	<input type="text" value="34"/>	<input type="text" value="34.00"/>
रोल नंबर (Roll Number)	स्कूल / कॉलेज का नाम और पता (School/College Name & Address)	
<input type="text" value="RL674632"/>	<input type="text" value="KHRMS"/>	
स्कूल / कॉलेज पिनकोड (School/College Pincode)		
<input type="text" value="111111"/>		



Ministry of Education
Government of India

ALL INDIA AYUSH POST GRADUATE ENTRANCE TEST
2023



राष्ट्रीय परीक्षा एजेंसी
National Testing Agency
Excellence in Assessment

अखिल भारतीय आयुष स्नातकोत्तर प्रवेश परीक्षा 2023

Graduate Qualification Details

उत्तीर्ण की स्थिति (Pass Status)	उत्तीर्ण / सम्मिलित होने का वर्ष (Year of Passing/Appearing)	
Passed	2023	
योग्यता परीक्षा (Qualifying Exam)	स्कूल / कॉलेज का प्रकार (Type of School/College)	
Bachelor of Ayurvedic Medicine and Surgery (B.A.M.S.)	Not Applicable	
स्कूल बोर्ड / विश्वविद्यालय का नाम / (Name of School Board / University)	परिणाम मोड (Result Mode)	
G.L.S. University, Gujarat Law Society Campus, Opp. Law Garden, Ellisbridge, Ahmedabad-380006, Gujarat. (Private University)	Percentage	
Total Marks	Obtained Marks	Marks(%)
100	56	56.00
रोल नंबर (Roll Number)	स्कूल / कॉलेज का नाम और पता (School/College Name & Address)	
1234554	KHRMS	
स्कूल / कॉलेज पिनकोड (School/College Pincode)		
111111		



Documents Upload

Document Upload					
S.No.	Required Document	Document Specifications	Upload	Action	View
1	पासपोर्ट आकार की फोटो (बिना मास्क के 80% चेहरे के साथ) (Passport Size Photograph (with 80% face without mask))	Document Format: JPG Min Size (KB): 10 Max Size (KB): 200	<input type="button" value="Choose File"/> No file chosen		
2	हस्ताक्षर (Signature)	Document Format: JPG Min Size (KB): 4 Max Size (KB): 30	<input type="button" value="Choose File"/> No file chosen		
3	दिव्यांगजन प्रमाण पत्र (Person With Disability(PwD))	Document Format: PDF Min Size (KB): 50 Max Size (KB): 300	<input type="button" value="Choose File"/> No file chosen		



Candidate Dashboard (after application form final submit)

Name: C NAME Application No: 234010000005

Activities

- Registration Details
- View Application Form
- Fee Payment

Verify Mobile No. & Email Id

- Mobile No.- Verified
- Verify Email Id

Current Status

Registration Details	Completed
View Application Form	Completed
Fee Payment	Incomplete

You have submitted application form for ALL INDIA AYUSH POST GRADUATE ENTRANCE TEST 2023.
Your application will be considered complete only after successful payment of application fee.
After payment of fee, you will not be able to edit the filled application details and documents uploaded.
You are required to pay the fee Rs. 1800/- .

Application Number : 234010000005

[Edit Application Form](#) [Your Email Id yet to be verified. Click here to verify your Email Id first.](#)



Ministry of Education
Government of India

ALL INDIA AYUSH POST GRADUATE ENTRANCE TEST
2023

अखिल भारतीय आयुष स्नातकोत्तर प्रवेश परीक्षा 2023



राष्ट्रीय परीक्षा एजेंसी
National Testing Agency
Excellence In Assessment


Confirmation Page -

Ministry of Education
Government of India

ALL INDIA AYUSH POST GRADUATE ENTRANCE TEST 2023
अखिल भारतीय आयुष स्नातकोत्तर प्रवेश परीक्षा 2023

राष्ट्रीय परीक्षा एजेंसी
National Testing Agency

Confirmation Page

Application No.	234010000003		-
DO NOT SEND THIS PAGE TO NATIONAL TESTING AGENCY (NTA).			
CANDIDATE IS REQUESTED TO RETAIN THE PRINTOUT OF CONFIRMATION PAGE FOR FUTURE REFERENCE.			

व्यक्तिगत विवरण (Personal Details)

Aadhaar	Not Opled	Aadhaar Number	--
अभ्यर्थी का नाम (Candidate's Name)	DEEPIKA	अभ्यर्थी की जन्म तिथि (Candidate's Date of Birth)	10-06-1994
माता का नाम (Mother's Name)	MOTHER	लिंग (Gender)	Third Gender
पिता का नाम (Father's Name)	FATHER	राष्ट्रीयता (Nationality)	Indian
श्रेणी (Category)		ST	
यदि आप एक Pwd उम्मीदवार हैं, तो क्या आपके पास बेंचमार्क विकलांगता है (If you are a Pwd Candidate, do you have benchmark disability) ?		Yes	
विकलांगता का प्रकार (Type of Disability)		Locomotor disability as specified in the Schedule of RPwD Act, 2016	
क्या आपको स्क्राइबर की जरूरत है (तुम्हें बुलेटिन में दिए गए मानदंड के रूप में)? (Do you need scribe as the criteria given in the Information Bulletin) ?		Yes - I would like NTA to provide the scribe under the Section 2(s) of RPwD Act, 2016 as passed by the Ministry	
विकलांगता का प्रतिशत (Percentage of Disability)		12	
निवास की जगह (Place of Residence)		Urban	
वार्षिक पारिवारिक आय (Annual Family Income)		RS. 400001 -500000	
क्या आपको मधुमेह है? Are You Diabetic?		Yes	
दैवाहिक स्थिति (Marital Status):		Married	
तैयारी का तरीका (Mode of Preparation) :		Self Study	

के लिए आवेदन करना (Apply For)

के लिए आवेदन करना (Apply For)	<input type="checkbox"/> Unani
प्रश्न पत्र माध्यम (Question Paper Medium)	English & Urdu
पिता/अभिभावक व्यवसाय (Father/ Guardian Occupation)	AGRICULTURE
पिता/अभिभावक योग्यता (Father/ Guardian Qualification)	ILLITERATE
माता/अभिभावक व्यवसाय (Mother/ Guardian Occupation)	BUSINESS
माता/अभिभावक योग्यता (Mother/ Guardian Qualification)	MATRICULATE



Ministry of Education
Government of India

**ALL INDIA AYUSH POST GRADUATE ENTRANCE TEST
2023**



राष्ट्रीय परीक्षा एजेंसी
National Testing Agency
Excellence in Assessment



अखिल भारतीय आयुष स्नातकोत्तर प्रवेश परीक्षा 2023

परीक्षा राज्य / शहर-पहला विकल्प (Exam State/ City-1st choice)	ANDAMAN AND NICOBAR ISLANDS - PORT BLAIR
परीक्षा राज्य / शहर-दूसरा विकल्प (Exam State/ City-2nd choice)	ASSAM - GUWAHATI
परीक्षा राज्य / शहर-तीसरा विकल्प (Exam State/ City-3rd choice)	CHANDIGARH - CHANDIGARH/MOHALI/PANCHKULA
परीक्षा राज्य / शहर-चौथा विकल्प (Exam State/ City-4th choice)	CHHATTISGARH - RAIPUR
इंटरशिप (Internship):	Ongoing
इंटरशिप पूरा करने की तिथि (दिन/माह/वर्ष) Date of Completion of Internship (DD/MM/YYYY):	31/12/2023

वर्तमान पता (Present Address)

पता (Premises No/ Name), उप-स्थानीयता (Sub-Locality), स्थानीयता (Locality)	ABC, DEF, GHI
जिला (District), राज्य (State), देश (Country), पिन कोड (Pin Code)	CENTRAL DELHI, DELHI, India, 111111
ईमेल पता (Email Address)	dee*****@gmail.com
मोबाइल नंबर (Mobile Number)	91 - 981****199
वैकल्पिक संपर्क सूत्र (Alternate Contact No.) (Optional)	NA

Images Uploaded by Candidate

Photo	Signature
	

Fee Payment Details

Activity	Application No	Reference No	Transaction Date	Amount	Customer ID	Payment Mode
Application fee	234010000003	bm123456	2023-05-17	1800	234010000003	EPG