


**KARNATAKA STATE ELIGIBILITY TEST (KSET) CENTER**  
(Accredited by UGC, New Delhi)  
University of Mysore, Moulya Bhavan, Manasagangotri, Mysuru - 570 006.

**NOTIFICATION**


Date: 2nd November, 2021

**CUTOFF MARKS & PERCENTAGES OF SUBJECTS OF KSET - 2021 EXAMINATION HELD ON 25<sup>th</sup> JULY, 2021**

PROVISIONAL CONSOLIDATED LIST OF KSET 2021 CUT OFF PERCENTAGE																								
01 - COMMERCE																								
	GM [50%]			SC [15%]			ST [3%]			C-I [4%]			IIA [15%]			IIB [4%]			IIIA [4%]			IIIB [5%]		
	GM	VH	PH	SC	VH	PH	ST	VH	PH	C-I	VH	PH	IIA	VH	PH	IIB	VH	PH	IIIA	VH	PH	IIIB	VH	PH
Aggregate	154	122	126	134	116	110	140	106	0	144	0	118	140	106	116	142	120	118	144	0	122	148	110	122
cut off%	51.330	40.670	42.000	44.670	38.670	36.670	46.670	35.330	0.000	48.000	0.000	39.330	46.670	35.330	38.670	44.330	40.000	39.330	48.000	0.000	40.670	49.330	36.670	40.670
02 - KANNADA																								
	GM [50%]			SC [15%]			ST [3%]			C-I [4%]			IIA [15%]			IIB [4%]			IIIA [4%]			IIIB [5%]		
	GM	VH	PH	SC	VH	PH	ST	VH	PH	C-I	VH	PH	IIA	VH	PH	IIB	VH	PH	IIIA	VH	PH	IIIB	VH	PH
Aggregate	146	0	136	134	110	122	138	0	0	138	122	0	134	124	130	132	122	0	140	0	0	142	140	0
cut off%	48.170	0.000	45.330	44.670	36.670	40.670	46.000	0.000	0.000	46.000	40.670	0.000	44.670	41.330	43.330	44.000	40.670	0.000	46.670	0.000	0.000	47.330	46.670	0.000
03 - ECONOMICS																								
	GM [50%]			SC [15%]			ST [3%]			C-I [4%]			IIA [15%]			IIB [4%]			IIIA [4%]			IIIB [5%]		
	GM	VH	PH	SC	VH	PH	ST	VH	PH	C-I	VH	PH	IIA	VH	PH	IIB	VH	PH	IIIA	VH	PH	IIIB	VH	PH
Aggregate	148	138	146	134	132	0	140	0	0	136	128	0	134	0	128	138	0	0	142	0	0	140	132	0
cut off%	49.330	46.000	48.670	44.670	44.000	0.000	46.670	0.000	0.000	45.330	42.670	0.000	44.670	0.000	42.670	46.000	0.000	0.000	47.330	0.000	0.000	46.670	44.000	0.000
04 - ENGLISH																								
	GM [50%]			SC [15%]			ST [3%]			C-I [4%]			IIA [15%]			IIB [4%]			IIIA [4%]			IIIB [5%]		
	GM	VH	PH	SC	VH	PH	ST	VH	PH	C-I	VH	PH	IIA	VH	PH	IIB	VH	PH	IIIA	VH	PH	IIIB	VH	PH
Aggregate	168	0	126	136	118	106	140	124	0	148	116	0	136	120	0	140	0	0	158	144	0	154	108	0
cut off%	56.000	0.000	42.000	45.330	39.330	35.330	46.670	41.330	0.000	49.330	38.670	0.000	45.330	40.000	0.000	46.670	0.000	0.000	52.670	48.000	0.000	51.330	36.000	0.000
05 - POLITICAL SCIENCE																								
	GM [50%]			SC [15%]			ST [3%]			C-I [4%]			IIA [15%]			IIB [4%]			IIIA [4%]			IIIB [5%]		
	GM	VH	PH	SC	VH	PH	ST	VH	PH	C-I	VH	PH	IIA	VH	PH	IIB	VH	PH	IIIA	VH	PH	IIIB	VH	PH
Aggregate	148	144	148	134	112	126	140	0	0	140	130	0	138	110	134	140	0	0	142	130	0	144	118	0
cut off%	49.33	48.00	48.67	44.67	37.33	42.00	46.67	0.00	0.00	46.67	43.33	0.00	46.00	36.67	44.67	46.67	0.00	0.00	47.33	43.33	0.00	48.00	38.33	0.00
06 - HISTORY																								
	GM [50%]			SC [15%]			ST [3%]			C-I [4%]			IIA [15%]			IIB [4%]			IIIA [4%]			IIIB [5%]		
	GM	VH	PH	SC	VH	PH	ST	VH	PH	C-I	VH	PH	IIA	VH	PH	IIB	VH	PH	IIIA	VH	PH	IIIB	VH	PH
Aggregate	146	0	0	132	118	128	136	124	0	134	114	0	132	118	0	136	128	0	140	112	0	142	0	0
cut off%	48.67	0.00	0.00	44.00	39.33	42.67	45.33	41.33	0.00	44.67	38.00	0.00	44.00	39.33	0.00	45.33	42.67	0.00	46.67	37.33	0.00	47.33	0.00	0.00

  
**Co-ordinator**  
K-SET Center, Moulya Bhavan  
University of Mysore, MYSORE-5


07 - SOCIOLOGY																								
	GM [50%]			SC [15%]			ST [3%]			C-I [4%]			IIA [15%]			IIB [4%]			IIIA [4%]			IIIB [5%]		
	GM	VH	PH	SC	VH	PH	ST	VH	PH	C-I	VH	PH	IIA	VH	PH	IIB	VH	PH	IIIA	VH	PH	IIIB	VH	PH
Aggregate	150	0	128	134	0	118	138	122	0	136	0	0	136	0	0	134	0	0	144	0	0	144	0	0
cut off%	50.00	0.00	42.67	44.67	0.00	39.33	46.00	40.67	0.00	45.33	0.00	0.00	45.33	0.00	0.00	44.67	0.00	0.00	48.00	0.00	0.00	48.00	0.00	0.00
08 - GEOGRAPHY																								
	GM [50%]			SC [15%]			ST [3%]			C-I [4%]			IIA [15%]			IIB [4%]			IIIA [4%]			IIIB [5%]		
	GM	VH	PH	SC	VH	PH	ST	VH	PH	C-I	VH	PH	IIA	VH	PH	IIB	VH	PH	IIIA	VH	PH	IIIB	VH	PH
Aggregate	166	0	0	142	0	0	158	0	0	142	0	0	148	0	0	0	0	0	160	0	0	156	0	0
cut off%	55.33	0.00	0.00	47.33	0.00	0.00	52.67	0.00	0.00	47.33	0.00	0.00	49.33	0.00	0.00	0.00	0.00	0.00	53.33	0.00	0.00	52.00	0.00	0.00
09 - HINDI																								
	GM [50%]			SC [15%]			ST [3%]			C-I [4%]			IIA [15%]			IIB [4%]			IIIA [4%]			IIIB [5%]		
	GM	VH	PH	SC	VH	PH	ST	VH	PH	C-I	VH	PH	IIA	VH	PH	IIB	VH	PH	IIIA	VH	PH	IIIB	VH	PH
Aggregate	158	0	0	130	0	0	0	0	0	138	0	0	126	0	0	142	0	0	0	0	0	152	0	0
cut off%	52.67	0.00	0.00	43.33	0.00	0.00	0.00	0.00	0.00	46.00	0.00	0.00	42.00	0.00	0.00	47.33	0.00	0.00	0.00	0.00	0.00	50.67	0.00	0.00
10 - MANAGEMENT																								
	GM [50%]			SC [15%]			ST [3%]			C-I [4%]			IIA [15%]			IIB [4%]			IIIA [4%]			IIIB [5%]		
	GM	VH	PH	SC	VH	PH	ST	VH	PH	C-I	VH	PH	IIA	VH	PH	IIB	VH	PH	IIIA	VH	PH	IIIB	VH	PH
Aggregate	170	134	128	146	0	0	152	0	0	162	0	0	156	0	0	154	0	0	164	0	0	166	0	0
cut off%	56.67	44.67	42.67	48.67	0.00	0.00	50.67	0.00	0.00	54.00	0.00	0.00	52.00	0.00	0.00	51.33	0.00	0.00	54.67	0.00	0.00	55.33	0.00	0.00
11 - TOURISM ADMINISTRATION & MANAGEMENT																								
	GM [50%]			SC [15%]			ST [3%]			C-I [4%]			IIA [15%]			IIB [4%]			IIIA [4%]			IIIB [5%]		
	GM	VH	PH	SC	VH	PH	ST	VH	PH	C-I	VH	PH	IIA	VH	PH	IIB	VH	PH	IIIA	VH	PH	IIIB	VH	PH
Aggregate	150	0	0	0	0	0	0	0	0	0	0	0	146	0	0	0	0	0	0	0	0	0	0	0
cut off%	50.00	0.00	0.00	0.00	0.00	0.00	0.00	0.00	0.00	0.00	0.00	0.00	48.67	0.00	0.00	0.00	0.00	0.00	0.00	0.00	0.00	0.00	0.00	0.00
12 - EDUCATION																								
	GM [50%]			SC [15%]			ST [3%]			C-I [4%]			IIA [15%]			IIB [4%]			IIIA [4%]			IIIB [5%]		
	GM	VH	PH	SC	VH	PH	ST	VH	PH	C-I	VH	PH	IIA	VH	PH	IIB	VH	PH	IIIA	VH	PH	IIIB	VH	PH
Aggregate	154	122	138	138	0	0	140	0	0	144	0	0	138	0	0	140	0	0	146	0	0	148	0	0
cut off%	51.33	40.67	46.00	46.00	0.00	0.00	40.67	0.00	0.00	48.00	0.00	0.00	46.00	0.00	0.00	46.67	0.00	0.00	48.67	0.00	0.00	49.33	0.00	0.00
13 - LIBRARY & INFORMATION SCIENCE																								
	GM [50%]			SC [15%]			ST [3%]			C-I [4%]			IIA [15%]			IIB [4%]			IIIA [4%]			IIIB [5%]		
	GM	VH	PH	SC	VH	PH	ST	VH	PH	C-I	VH	PH	IIA	VH	PH	IIB	VH	PH	IIIA	VH	PH	IIIB	VH	PH
Aggregate	167	0	0	138	0	0	156	0	0	138	0	0	138	114	0	126	0	0	150	0	0	162	0	0
cut off%	56.00	0.00	0.00	46.00	0.00	0.00	52.00	0.00	0.00	46.00	0.00	0.00	46.00	38.00	0.00	42.00	0.00	0.00	50.00	0.00	0.00	54.00	0.00	0.00
14 - MASS COMMUNICATION & JOURNALISM																								
	GM [50%]			SC [15%]			ST [3%]			C-I [4%]			IIA [15%]			IIB [4%]			IIIA [4%]			IIIB [5%]		
	GM	VH	PH	SC	VH	PH	ST	VH	PH	C-I	VH	PH	IIA	VH	PH	IIB	VH	PH	IIIA	VH	PH	IIIB	VH	PH
Aggregate	166	0	0	130	0	0	162	0	0	138	0	0	136	0	0	144	0	0	0	0	0	152	0	0
cut off%	55.33	0.00	0.00	43.33	0.00	0.00	54.00	0.00	0.00	46.00	0.00	0.00	45.33	0.00	0.00	48.00	0.00	0.00	0.00	0.00	0.00	50.67	0.00	0.00
15 - PSYCHOLOGY																								
	GM [50%]			SC [15%]			ST [3%]			C-I [4%]			IIA [15%]			IIB [4%]			IIIA [4%]			IIIB [5%]		
	GM	VH	PH	SC	VH	PH	ST	VH	PH	C-I	VH	PH	IIA	VH	PH	IIB	VH	PH	IIIA	VH	PH	IIIB	VH	PH
Aggregate	166	116	0	146	0	0	146	0	0	138	0	0	148	0	0	0	0	0	0	0	0	158	0	0
cut off%	55.33	38.67	0.00	48.67	0.00	0.00	48.67	0.00	0.00	46.00	0.00	0.00	49.33	0.00	0.00	0.00	0.00	0.00	0.00	0.00	0.00	52.67	0.00	0.00




Co-ordinator  
K-SET Center, Moulya Bhavan  
University of Mysore, MYSORE-5

16 - SOCIAL WORK																								
GM [50%]			SC [15%]			ST [3%]			C-I [4%]			IIA [15%]			IIB [4%]			IIIA [4%]			IIIB [5%]			
	GM	VH	PH	SC	VH	PH	ST	VH	PH	C-I	VH	PH	IIA	VH	PH	IIB	VH	PH	IIIA	VH	PH	IIIB	VH	PH
Aggregate	154	130	0	134	0	0	142	0	0	146	0	0	146	110	0	136	0	0	148	0	0	148	0	0
cut off%	51.33	43.33	0.00	44.67	0.00	0.00	47.33	0.00	0.00	48.67	0.00	0.00	48.67	36.67	0.00	45.33	0.00	0.00	49.33	0.00	0.00	49.33	0.00	0.00
17 - CRIMINOLOGY																								
GM [50%]			SC [15%]			ST [3%]			C-I [4%]			IIA [15%]			IIB [4%]			IIIA [4%]			IIIB [5%]			
	GM	VH	PH	SC	VH	PH	ST	VH	PH	C-I	VH	PH	IIA	VH	PH	IIB	VH	PH	IIIA	VH	PH	IIIB	VH	PH
Aggregate	180	0	0	0	0	0	0	0	0	0	0	0	0	0	0	0	0	0	0	0	0	0	0	0
cut off%	60.00	0.00	0.00	0.00	0.00	0.00	0.00	0.00	0.00	0.00	0.00	0.00	0.00	0.00	0.00	0.00	0.00	0.00	0.00	0.00	0.00	0.00	0.00	0.00
18 - LAW																								
GM [50%]			SC [15%]			ST [3%]			C-I [4%]			IIA [15%]			IIB [4%]			IIIA [4%]			IIIB [5%]			
	GM	VH	PH	SC	VH	PH	ST	VH	PH	C-I	VH	PH	IIA	VH	PH	IIB	VH	PH	IIIA	VH	PH	IIIB	VH	PH
Aggregate	172	0	0	146	0	0	0	0	0	0	0	0	162	0	0	168	0	0	150	0	0	156	0	0
cut off%	57.33	0.00	0.00	48.67	0.00	0.00	0.00	0.00	0.00	0.00	0.00	0.00	54.00	0.00	0.00	56.00	0.00	0.00	50.00	0.00	0.00	52.00	0.00	0.00
19 - SANSKRIT																								
GM [50%]			SC [15%]			ST [3%]			C-I [4%]			IIA [15%]			IIB [4%]			IIIA [4%]			IIIB [5%]			
	GM	VH	PH	SC	VH	PH	ST	VH	PH	C-I	VH	PH	IIA	VH	PH	IIB	VH	PH	IIIA	VH	PH	IIIB	VH	PH
Aggregate	178	0	0	116	0	0	0	0	0	0	0	0	160	0	0	0	0	0	0	0	0	0	0	0
cut off%	59.33	0.00	0.00	38.67	0.00	0.00	0.00	0.00	0.00	0.00	0.00	0.00	53.33	0.00	0.00	0.00	0.00	0.00	0.00	0.00	0.00	0.00	0.00	0.00
20 - PHYSICAL EDUCATION																								
GM [50%]			SC [15%]			ST [3%]			C-I [4%]			IIA [15%]			IIB [4%]			IIIA [4%]			IIIB [5%]			
	GM	VH	PH	SC	VH	PH	ST	VH	PH	C-I	VH	PH	IIA	VH	PH	IIB	VH	PH	IIIA	VH	PH	IIIB	VH	PH
Aggregate	158	0	0	132	0	0	142	0	0	136	0	0	136	0	0	142	0	0	148	0	0	152	0	0
cut off%	52.67	0.00	0.00	44.00	0.00	0.00	47.33	0.00	0.00	45.33	0.00	0.00	45.33	0.00	0.00	47.33	0.00	0.00	49.33	0.00	0.00	50.67	0.00	0.00
21 - FOLK LITERATURE																								
GM [50%]			SC [15%]			ST [3%]			C-I [4%]			IIA [15%]			IIB [4%]			IIIA [4%]			IIIB [5%]			
	GM	VH	PH	SC	VH	PH	ST	VH	PH	C-I	VH	PH	IIA	VH	PH	IIB	VH	PH	IIIA	VH	PH	IIIB	VH	PH
Aggregate	148	0	0	138	0	0	0	0	0	0	0	0	138	0	0	0	0	0	0	0	0	0	0	0
cut off%	49.33	0.00	0.00	46.00	0.00	0.00	0.00	0.00	0.00	0.00	0.00	0.00	46.00	0.00	0.00	0.00	0.00	0.00	0.00	0.00	0.00	0.00	0.00	0.00
22 - URDU																								
GM [50%]			SC [15%]			ST [3%]			C-I [4%]			IIA [15%]			IIB [4%]			IIIA [4%]			IIIB [5%]			
	GM	VH	PH	SC	VH	PH	ST	VH	PH	C-I	VH	PH	IIA	VH	PH	IIB	VH	PH	IIIA	VH	PH	IIIB	VH	PH
Aggregate	146	0	0	0	0	0	0	0	0	0	0	0	0	0	0	138	0	0	0	0	0	0	0	0
cut off%	48.67	0.00	0.00	0.00	0.00	0.00	0.00	0.00	0.00	0.00	0.00	0.00	0.00	0.00	0.00	46.00	0.00	0.00	0.00	0.00	0.00	0.00	0.00	0.00
23 - PUBLIC ADMINISTRATION																								
GM [50%]			SC [15%]			ST [3%]			C-I [4%]			IIA [15%]			IIB [4%]			IIIA [4%]			IIIB [5%]			
	GM	VH	PH	SC	VH	PH	ST	VH	PH	C-I	VH	PH	IIA	VH	PH	IIB	VH	PH	IIIA	VH	PH	IIIB	VH	PH
Aggregate	176	0	0	172	0	0	0	0	0	0	0	0	160	0	0	0	0	0	0	0	0	0	0	0
cut off%	58.67	0.00	0.00	57.33	0.00	0.00	0.00	0.00	0.00	0.00	0.00	0.00	53.33	0.00	0.00	0.00	0.00	0.00	0.00	0.00	0.00	0.00	0.00	0.00
24 - COMPUTER SCIENCE & APPLICATIONS																								
GM [50%]			SC [15%]			ST [3%]			C-I [4%]			IIA [15%]			IIB [4%]			IIIA [4%]			IIIB [5%]			
	GM	VH	PH	SC	VH	PH	ST	VH	PH	C-I	VH	PH	IIA	VH	PH	IIB	VH	PH	IIIA	VH	PH	IIIB	VH	PH
Aggregate	172	0	124	148	0	0	148	0	0	142	0	0	148	0	0	154	0	0	154	0	0	158	0	0
cut off%	53.33	0.00	41.33	49.33	0.00	0.00	49.33	0.00	0.00	47.33	0.00	0.00	49.33	0.00	0.00	51.33	0.00	0.00	51.33	0.00	0.00	52.67	0.00	0.00

25 - PHYSICAL SCIENCES																								
	GM [50%]			SC [15%]			ST [3%]			C-I [4%]			IIA [15%]			IIB [4%]			IIIA [4%]			IIIB [5%]		
	GM	VH	PH	SC	VH	PH	ST	VH	PH	C-I	VH	PH	IIA	VH	PH	IIB	VH	PH	IIIA	VH	PH	IIIB	VH	PH
Aggregate	176	138	124	146	0	0	132	0	0	134	0	0	132	0	0	142	124	0	172	0	0	142	136	0
cut off%	58.67	46.00	41.33	48.67	0.00	0.00	44.00	0.00	0.00	44.67	0.00	0.00	44.00	0.00	0.00	47.33	41.33	0.00	57.33	0.00	0.00	47.33	45.33	0.00
26 - MATHEMATICAL SCIENCES																								
	GM [50%]			SC [15%]			ST [3%]			C-I [4%]			IIA [15%]			IIB [4%]			IIIA [4%]			IIIB [5%]		
	GM	VH	PH	SC	VH	PH	ST	VH	PH	C-I	VH	PH	IIA	VH	PH	IIB	VH	PH	IIIA	VH	PH	IIIB	VH	PH
Aggregate	182	110	180	126	0	0	130	0	0	128	0	0	130	0	0	122	0	0	172	0	0	150	0	0
cut off%	60.67	36.67	60.00	42.00	0.00	0.00	43.33	0.00	0.00	42.67	0.00	0.00	43.33	0.00	0.00	40.67	0.00	0.00	57.33	0.00	0.00	50.00	0.00	0.00
27 - CHEMICAL SCIENCES																								
	GM [50%]			SC [15%]			ST [3%]			C-I [4%]			IIA [15%]			IIB [4%]			IIIA [4%]			IIIB [5%]		
	GM	VH	PH	SC	VH	PH	ST	VH	PH	C-I	VH	PH	IIA	VH	PH	IIB	VH	PH	IIIA	VH	PH	IIIB	VH	PH
Aggregate	164	116	114	138	0	0	150	0	0	144	0	0	142	0	108	148	0	0	152	0	0	154	0	0
cut off%	54.67	38.67	38.00	46.00	0.00	0.00	50.00	0.00	0.00	48.00	0.00	0.00	47.33	0.00	36.00	49.33	0.00	0.00	50.67	0.00	0.00	51.33	0.00	0.00
28 - LIFE SCIENCES																								
	GM [50%]			SC [15%]			ST [3%]			C-I [4%]			IIA [15%]			IIB [4%]			IIIA [4%]			IIIB [5%]		
	GM	VH	PH	SC	VH	PH	ST	VH	PH	C-I	VH	PH	IIA	VH	PH	IIB	VH	PH	IIIA	VH	PH	IIIB	VH	PH
Aggregate	164	132	106	144	0	0	152	0	0	152	0	0	150	0	0	148	0	0	156	0	0	158	0	0
cut off%	54.67	44.00	35.33	48.00	0.00	0.00	50.67	0.00	0.00	50.67	0.00	0.00	50.00	0.00	0.00	49.33	0.00	0.00	52.00	0.00	0.00	52.67	0.00	0.00
29 - ENVIRONMENTAL SCIENCE																								
	GM [50%]			SC [15%]			ST [3%]			C-I [4%]			IIA [15%]			IIB [4%]			IIIA [4%]			IIIB [5%]		
	GM	VH	PH	SC	VH	PH	ST	VH	PH	C-I	VH	PH	IIA	VH	PH	IIB	VH	PH	IIIA	VH	PH	IIIB	VH	PH
Aggregate	154	0	0	138	0	0	0	0	0	148	0	0	152	0	0	0	0	0	0	0	0	146	0	0
cut off%	51.33	0.00	0.00	46.00	0.00	0.00	0.00	0.00	0.00	49.33	0.00	0.00	50.67	0.00	0.00	0.00	0.00	0.00	0.00	0.00	0.00	48.67	0.00	0.00
30 - HOME SCIENCE																								
	GM [50%]			SC [15%]			ST [3%]			C-I [4%]			IIA [15%]			IIB [4%]			IIIA [4%]			IIIB [5%]		
	GM	VH	PH	SC	VH	PH	ST	VH	PH	C-I	VH	PH	IIA	VH	PH	IIB	VH	PH	IIIA	VH	PH	IIIB	VH	PH
Aggregate	182	0	0	170	0	0	0	0	0	172	0	0	176	0	0	164	0	0	166	0	0	180	0	0
cut off%	60.67	0.00	0.00	56.67	0.00	0.00	0.00	0.00	0.00	57.33	0.00	0.00	58.67	0.00	0.00	54.67	0.00	0.00	55.33	0.00	0.00	60.00	0.00	0.00
31 - ELECTRONIC SCIENCE																								
	GM [50%]			SC [15%]			ST [3%]			C-I [4%]			IIA [15%]			IIB [4%]			IIIA [4%]			IIIB [5%]		
	GM	VH	PH	SC	VH	PH	ST	VH	PH	C-I	VH	PH	IIA	VH	PH	IIB	VH	PH	IIIA	VH	PH	IIIB	VH	PH
Aggregate	152	0	0	142	0	0	134	0	0	0	0	0	134	0	0	144	0	0	138	0	0	144	0	0
cut off%	50.67	0.00	0.00	47.33	0.00	0.00	44.67	0.00	0.00	0.00	0.00	0.00	44.67	0.00	0.00	48.00	0.00	0.00	46.00	0.00	0.00	48.00	0.00	0.00
32 - EARTH SCIENCE																								
	GM [50%]			SC [15%]			ST [3%]			C-I [4%]			IIA [15%]			IIB [4%]			IIIA [4%]			IIIB [5%]		
	GM	VH	PH	SC	VH	PH	ST	VH	PH	C-I	VH	PH	IIA	VH	PH	IIB	VH	PH	IIIA	VH	PH	IIIB	VH	PH
Aggregate	176	0	0	142	0	0	0	0	0	0	0	0	144	0	0	0	0	0	0	0	0	0	0	0
cut off%	58.67	0.00	0.00	47.33	0.00	0.00	0.00	0.00	0.00	0.00	0.00	0.00	48.00	0.00	0.00	0.00	0.00	0.00	0.00	0.00	0.00	0.00	0.00	0.00
33 - ARCHAEOLOGY																								
	GM [50%]			SC [15%]			ST [3%]			C-I [4%]			IIA [15%]			IIB [4%]			IIIA [4%]			IIIB [5%]		
	GM	VH	PH	SC	VH	PH	ST	VH	PH	C-I	VH	PH	IIA	VH	PH	IIB	VH	PH	IIIA	VH	PH	IIIB	VH	PH
Aggregate	168	0	0	152	0	0.00	0.00	0.00	0.00	0.00	0.00	0.00	0.00	0.00	0.00	0.00	0.00	0.00	0.00	0.00	0.00	0.00	0.00	0.00
cut off%	56.00	0.00	0.00	50.67	0.00	0	0	0	0	0	0	0	0	0	0	0	0	0	0	0	0	0	0	0

  
**Co-ordinator**  
**K-SET Center, Moulya Bhavan**  
**University of Mysore, MYSORE-5**

34 - ANTHROPOLOGY																								
	GM [50%]			SC [15%]			ST [3%]			C-I [4%]			IIA [15%]			IIB [4%]			IIIA [4%]			IIIB [5%]		
	GM	VH	PH	SC	VH	PH	ST	VH	PH	C-I	VH	PH	IIA	VH	PH	IIB	VH	PH	IIIA	VH	PH	IIIB	VH	PH
Aggregate	178	0	0	160	0	0	0	0	0	0	0	0	0	0	0	0	0	0	0	0	0	0	0	0
cut off%	59.33	0.00	0.00	53.33	0.00	0.00	0.00	0.00	0.00	0.00	0.00	0.00	0.00	0.00	0.00	0.00	0.00	0.00	0.00	0.00	0.00	0.00	0.00	0.00
35 - MARATHI																								
	GM [50%]			SC [15%]			ST [3%]			C-I [4%]			IIA [15%]			IIB [4%]			IIIA [4%]			IIIB [5%]		
	GM	VH	PH	SC	VH	PH	ST	VH	PH	C-I	VH	PH	IIA	VH	PH	IIB	VH	PH	IIIA	VH	PH	IIIB	VH	PH
Aggregate	152	0	0	0	0	0	0	0	0	0	0	0	0	0	0	0	0	0	0	0	0	0	0	0
cut off%	50.67	0.00	0.00	0.00	0.00	0.00	0.00	0.00	0.00	0.00	0.00	0.00	0.00	0.00	0.00	0.00	0.00	0.00	0.00	0.00	0.00	0.00	0.00	0.00
36 - PHILOSOPHY																								
	GM [50%]			SC [15%]			ST [3%]			C-I [4%]			IIA [15%]			IIB [4%]			IIIA [4%]			IIIB [5%]		
	GM	VH	PH	SC	VH	PH	ST	VH	PH	C-I	VH	PH	IIA	VH	PH	IIB	VH	PH	IIIA	VH	PH	IIIB	VH	PH
Aggregate	170	0	0	134	0	0	0	0	0	0	0	0	0	0	0	0	0	0	0	0	0	0	0	0
cut off%	56.67	0.00	0.00	44.67	0.00	0.00	0.00	0.00	0.00	0.00	0.00	0.00	0.00	0.00	0.00	0.00	0.00	0.00	0.00	0.00	0.00	0.00	0.00	0.00
37 - WOMEN'S STUDIES																								
	GM [50%]			SC [15%]			ST [3%]			C-I [4%]			IIA [15%]			IIB [4%]			IIIA [4%]			IIIB [5%]		
	GM	VH	PH	SC	VH	PH	ST	VH	PH	C-I	VH	PH	IIA	VH	PH	IIB	VH	PH	IIIA	VH	PH	IIIB	VH	PH
Aggregate	168	106	0	148	0	0	152	0	0	0	0	0	0	0	0	0	0	0	0	0	0	0	0	0
cut off%	56.00	35.33	0.00	49.33	0.00	0.00	50.67	0.00	0.00	0.00	0.00	0.00	0.00	0.00	0.00	0.00	0.00	0.00	0.00	0.00	0.00	0.00	0.00	0.00
38 - LINGUISTICS																								
	GM [50%]			SC [15%]			ST [3%]			C-I [4%]			IIA [15%]			IIB [4%]			IIIA [4%]			IIIB [5%]		
	GM	VH	PH	SC	VH	PH	ST	VH	PH	C-I	VH	PH	IIA	VH	PH	IIB	VH	PH	IIIA	VH	PH	IIIB	VH	PH
Aggregate	204	0	0	150	0	0	0	0	0	0	0	0	0	0	0	0	0	0	0	0	0	0	0	0
cut off%	68.00	0.00	0.00	50.00	0.00	0.00	0.00	0.00	0.00	0.00	0.00	0.00	0.00	0.00	0.00	0.00	0.00	0.00	0.00	0.00	0.00	0.00	0.00	0.00
39 - PERFORMING ARTS																								
	GM [50%]			SC [15%]			ST [3%]			C-I [4%]			IIA [15%]			IIB [4%]			IIIA [4%]			IIIB [5%]		
	GM	VH	PH	SC	VH	PH	ST	VH	PH	C-I	VH	PH	IIA	VH	PH	IIB	VH	PH	IIIA	VH	PH	IIIB	VH	PH
Aggregate	150	0	0	148	0	0	0	0	0	0	0	0	0	0	0	0	0	0	0	0	0	0	0	0
cut off%	50.00	0.00	0.00	49.33	0.00	0.00	0.00	0.00	0.00	0.00	0.00	0.00	0.00	0.00	0.00	0.00	0.00	0.00	0.00	0.00	0.00	0.00	0.00	0.00
40-MUSIC																								
	GM [50%]			SC [15%]			ST [3%]			C-I [4%]			IIA [15%]			IIB [4%]			IIIA [4%]			IIIB [5%]		
	GM	VH	PH	SC	VH	PH	ST	VH	PH	C-I	VH	PH	IIA	VH	PH	IIB	VH	PH	IIIA	VH	PH	IIIB	VH	PH
Aggregate	182	0	0	0	0	0	0	0	0	0	0	0	0	0	0	0	0	0	0	0	0	0	0	0
cut off%	60.67	0.00	0.00	0.00	0.00	0.00	0.00	0.00	0.00	0.00	0.00	0.00	0.00	0.00	0.00	0.00	0.00	0.00	0.00	0.00	0.00	0.00	0.00	0.00
41-VISUAL ARTS																								
	GM [50%]			SC [15%]			ST [3%]			C-I [4%]			IIA [15%]			IIB [4%]			IIIA [4%]			IIIB [5%]		
	GM	VH	PH	SC	VH	PH	ST	VH	PH	C-I	VH	PH	IIA	VH	PH	IIB	VH	PH	IIIA	VH	PH	IIIB	VH	PH
Aggregate	158	0	0	146	0	0	0	0	0	0	0	0	148	0	0	0	0	0	0	0	0	0	0	0
cut off%	52.67	0.00	0.00	48.67	0.00	0.00	0.00	0.00	0.00	0.00	0.00	0.00	49.33	0.00	0.00	0.00	0.00	0.00	0.00	0.00	0.00	0.00	0.00	0.00

  
Co-ordinator  
K-SET Center, Moulya Bhavan  
University of Mysore, MYSORE-5