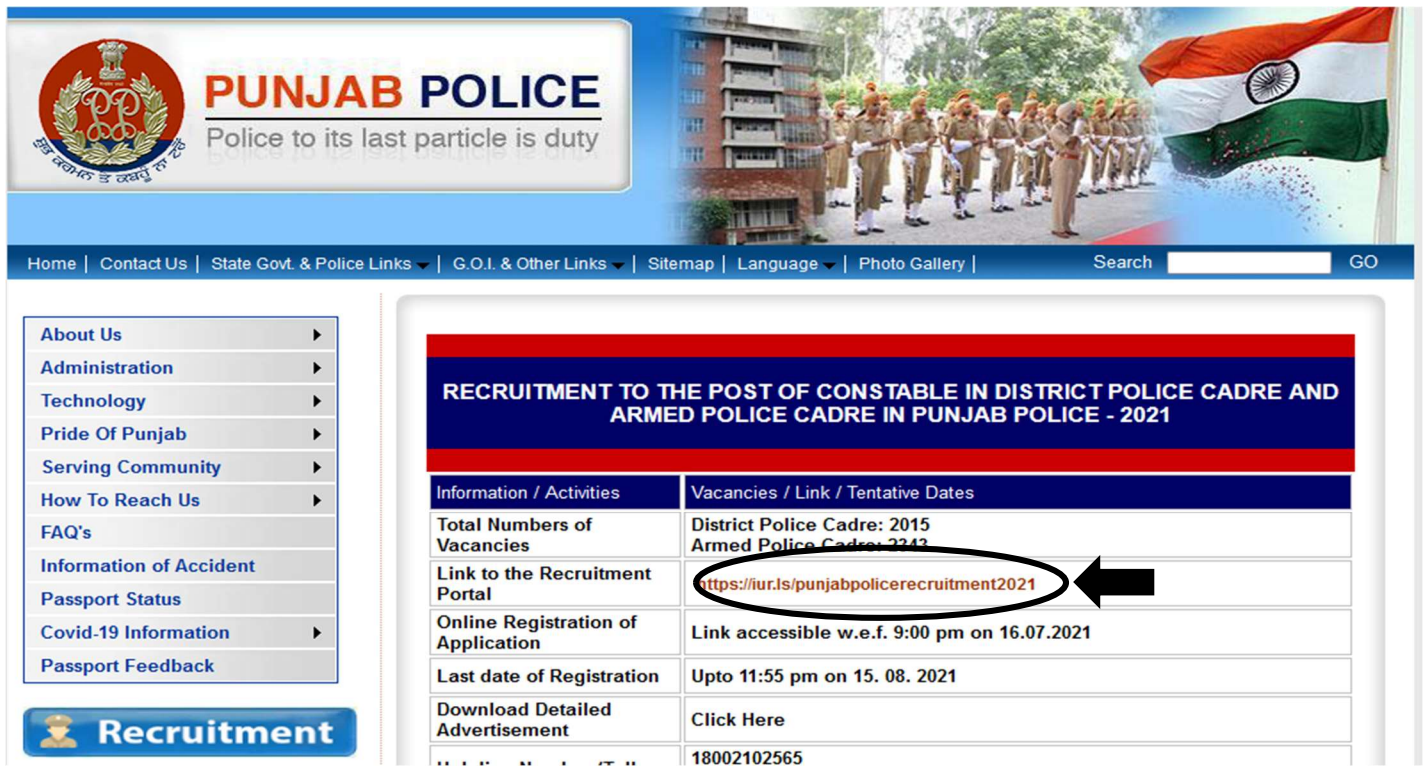


## HOW TO DOWNLOAD e-ADMIT CARD

Following steps are to be followed to download the e-Admit Card:

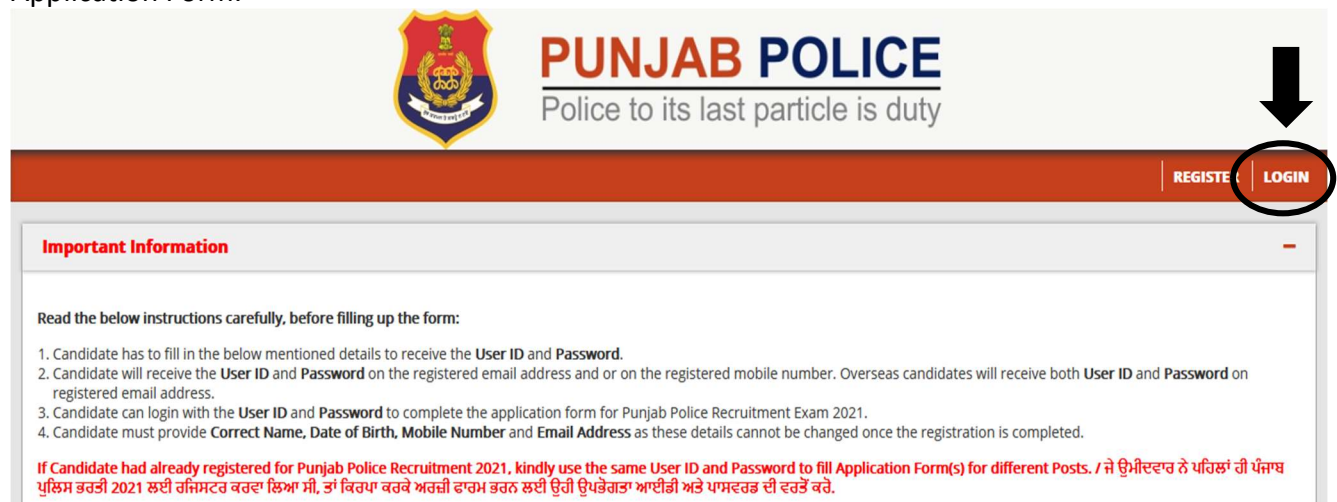
1. Candidate needs to visit Recruitment Portal - <https://iur.ls/punjabpolice Recruitment2021> to download the **e-Admit Card**. A link to the above-mentioned recruitment portal shall also be made available on the official Punjab Police website [www.punjabpolice.gov.in](http://www.punjabpolice.gov.in).



The screenshot shows the Punjab Police website. The header includes the Punjab Police logo and the motto "Police to its last particle is duty". The navigation bar contains links: Home, Contact Us, State Govt. & Police Links, G.O.I. & Other Links, Sitemap, Language, Photo Gallery, Search, and GO. A sidebar on the left lists various links like About Us, Administration, Technology, etc. The main content area features a banner for "RECRUITMENT TO THE POST OF CONSTABLE IN DISTRICT POLICE CADRE AND ARMED POLICE CADRE IN PUNJAB POLICE - 2021". Below the banner is a table with recruitment details.

Information / Activities	Vacancies / Link / Tentative Dates
Total Numbers of Vacancies	District Police Cadre: 2015 Armed Police Cadre: 2242
Link to the Recruitment Portal	<a href="https://iur.ls/punjabpolice Recruitment2021">https://iur.ls/punjabpolice Recruitment2021</a>
Online Registration of Application	Link accessible w.e.f. 9:00 pm on 16.07.2021
Last date of Registration	Upto 11:55 pm on 15. 08. 2021
Download Detailed Advertisement	Click Here
	18002102565

2. After clicking on URL the candidate will be forwarded to the below page. Click on Login to enter your same credentials (Registration Number and User Password) used for filling up the Application Form.




The screenshot shows the Punjab Police recruitment portal login page. The header includes the Punjab Police logo and the motto "Police to its last particle is duty". The navigation bar contains links: REGISTER and LOGIN. The main content area features a section titled "Important Information" with instructions for candidates.

**Important Information**

Read the below instructions carefully, before filling up the form:

1. Candidate has to fill in the below mentioned details to receive the **User ID** and **Password**.
2. Candidate will receive the **User ID** and **Password** on the registered email address and or on the registered mobile number. Overseas candidates will receive both **User ID** and **Password** on registered email address.
3. Candidate can login with the **User ID** and **Password** to complete the application form for Punjab Police Recruitment Exam 2021.
4. Candidate must provide **Correct Name, Date of Birth, Mobile Number and Email Address** as these details cannot be changed once the registration is completed.

If Candidate had already registered for Punjab Police Recruitment 2021, kindly use the same User ID and Password to fill Application Form(s) for different Posts. / ਜੇ ਉਮੀਦਵਾਰ ਨੇ ਪਹਿਲਾਂ ਹੀ ਪੰਜਾਬ ਪੁਲਿਸ ਭਰਤੀ 2021 ਲਈ ਰਜਿਸਟਰ ਕਰਵਾ ਲਿਆ ਸੀ, ਤਾਂ ਕਿਰਪਾ ਕਰਕੇ ਅਰਜ਼ੀ ਵਾਹਮ ਭਰਨ ਲਈ ਉਹੀ ਉਪਭੋਗਤਾ ਆਈਡੀ ਅਤੇ ਪਾਸਵਰਡ ਦੀ ਵਰਤੋਂ ਕਰੋ.



# PUNJAB POLICE

Police to its last particle is duty

## Login Form / ਲਾੱਗਇਨ ਫਾਰਮ

Login to Fill / Submit/ View Application Form / ਉਮੀਦਵਾਰ ਲਾਗਇਨ ਅਰਜ਼ੀ ਫਾਰਮ ਭਰਨ / ਜਮ੍ਹਾਂ ਕਰਨ / ਦੇਖਣ ਲਈ ਲਾੱਗਇਨ ਕਰੋ

**Application No./Login ID / ਐਪਲੀਕੇਸ਼ਨ ਨੰ / ਲਾੱਗਇਨ ਆਈ ਡੀ:**

2041

**Password / ਪਾਸਵਰਡ:**

.....

LOGIN / ਲਾੱਗਇਨ

FORGOT PASSWORD / ਲਾੱਗਇਨ

CHANGE PASSWORD / ਪਾਸਵਰਡ ਬਦਲੋ

3. After Login with credentials below window will open, Candidate needs to click on Constable Tab and click on Edit/View button as per below image.



# PUNJAB POLICE

Police to its last particle is duty

Application Details
Sub Inspector
SI Technical and Suppo...
Constable

## Constable

Your Selection
Click t

Action	Application Seq No	Post Name	Photog
<div style="border: 2px solid black; border-radius: 10px; padding: 2px 5px; display: inline-block;">Edit/View</div>	4000179	Constable in District Police and Armed Police Cadres of Punjab Police 2021	

Record 1 to 1 of 1 Entries

4. On the new sub window as shown in below image, candidate needs to Click on Hall Ticket Tab then Select Assessment from dropdown and Click on Search button.

The screenshot shows the Punjab Police application portal. At the top is the Punjab Police logo and the text "PUNJAB POLICE" and "Police to its last particle is duty". Below this is a navigation bar with three tabs: "Application Details", "Payment Slip", and "Hall Ticket". The "Hall Ticket" tab is selected and circled, with a black arrow pointing to it from the right. Below the navigation bar is the "Hall Ticket" section. It contains a form with a label "Assessment:" followed by a dropdown menu. The dropdown menu is open, showing two options: "---Select---" and "CONSTABLES DISTRICT and ARMED CADRE 25th Sep S1". A black arrow points from the left to the dropdown menu, which is also circled.

5. Click on Download button.

Once you click on Download button then e-Admit Card will download in PDF format.

The screenshot shows the Punjab Police application portal. It contains a form with a label "Assessment:" followed by a dropdown menu. The dropdown menu is open, showing two options: "CONSTABLES DISTRICT and" and "ARMED CADRE 25th Sep S1". Below the dropdown menu is a "Search" button. Below the form is a table with four columns: "Assessment", "Course", "Subject", and "Action". The table has one row with the following data: "CONSTABLES DISTRICT and ARMED CADRE 25th Sep S1", "CONSTABLES DISTRICT and ARMED CADRE", "CONSTABLES DISTRICT and ARMED CADRE", and "Download". The "Download" button is circled, and a black arrow points from the right to it. At the bottom of the page is the text "Version 14.03.01".

Assessment	Course	Subject	Action
CONSTABLES DISTRICT and ARMED CADRE 25th Sep S1	CONSTABLES DISTRICT and ARMED CADRE	CONSTABLES DISTRICT and ARMED CADRE	Download