

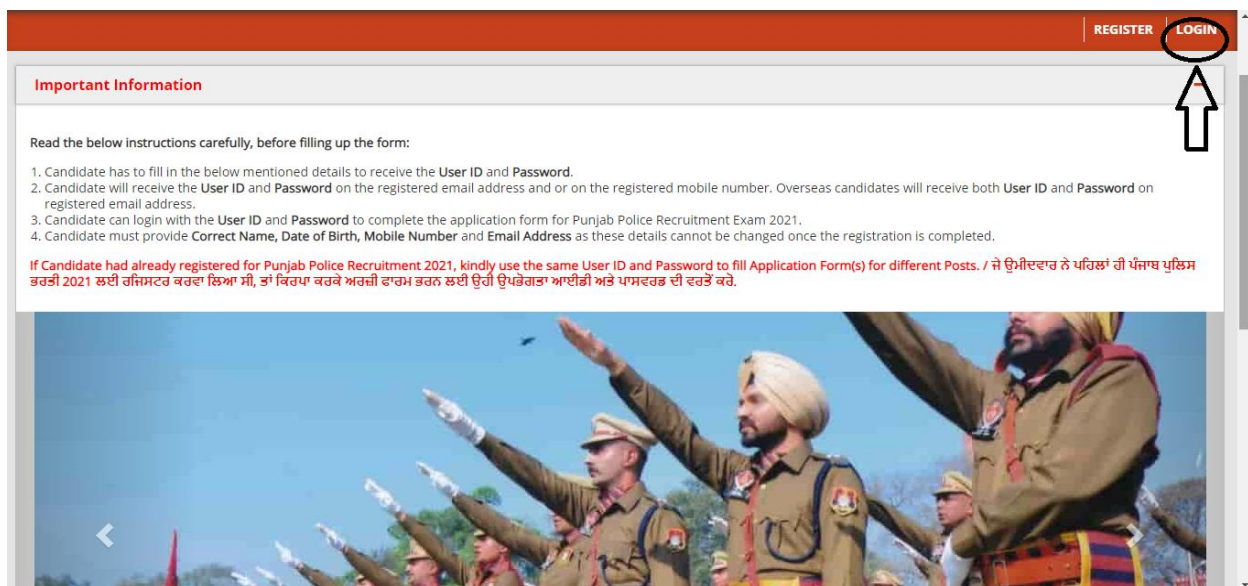
# HOW TO DOWNLOAD ADMIT CARD

Following steps are to be followed to download the Admit Card:-

a. Candidate will have to visit Recruitment Portal for download the Admit Card and for recruitment related information <https://iur.ls/punjabpolice recruitment2021> (hereinafter referred to as the Recruitment portal), A link to the above mentioned recruitment portal shall also be made available on the official Punjab Police website [www.punjabpolice.gov.in](http://www.punjabpolice.gov.in) (Ref Image : 1.1)



b. After clicking on this url the candidate will be forwarded to the next page. (Ref. image 1.2). Click on login and enter your credentials (Registration Number and User Password) same which is used for filling up the application form.



cdn.digitalm.com/EForms/configuredHtml/31526/71519/login.html



# PUNJAB POLICE

Police to its last particle is duty

**Login Form / ਲਾਗਇਨ ਫਾਰਮ**

Login to Fill / Submit/ View Application Form / ਉਮੀਦਵਾਰ ਲਾਗਇਨ ਅਰਥੀ ਫਾਰਮ ਭਰਨ / ਜਮ੍ਹਾਂ ਕਰਨ / ਦੇਖਣ ਲਈ ਲਾਗਇਨ ਕਰੋ

Application No./Login ID / ਐਪਲੀਕੇਸ਼ਨ ਨੰ / ਲਾਗਇਨ ਆਈ ਡੀ: \*

Password / ਪਾਸਵਰਡ: \*

LOGIN / ਲਾਗਇਨ


FORGOT PASSWORD / ਲਾਗਇਨ
CHANGE PASSWORD / ਪਾਸਵਰਡ ਬਦਲੋ

Version 14.02.01

c. Click on Sub inspector tab as shown in below figure.



# PUNJAB POLICE

Police to its last particle is duty

[LOGOUT](#)

Application Details
Sub inspector
IA AND CONSTABLE PBI
Constable
All ▾

**Personal Details**

<b>Registration Number / ਰਜਿਸਟਰੇਸ਼ਨ ਨੰਬਰ</b> 20000036	<b>Name of the Applicant / ਬਿਨੈਕਾਰ ਦਾ ਨਾਮ</b> ASDSADSAD SADSADSA ASDSADAS	
<b>Have you ever changed your name / ਕੀ ਤੁਸੀਂ ਕਦੇ ਨਾਮ ਬਦਲਿਆ ਹੈ:</b> Yes	<b>New Name/Changed Name / ਨਵਾਂ ਨਾਮ / ਬਦਲਿਆ ਨਾਮ</b> ASDSAD	<b>Date of Birth (DD-MM-YYYY) /ਜਨਮ ਮਿਤੀ (DD-MM-YYYY)</b> 01/01/2003
<b>Gender /ਲਿੰਗ:</b> Male		
<b>Mobile No / ਮੋਬਾਈਲ ਨੰ</b> 6282600804	<b>Email ID / ਈਮੇਲ ਆਈਡੀ</b> vivek.wilson@tcs.com	

After that click on Edit/View button.

The screenshot shows the Punjab Police application portal. At the top, there is the Punjab Police logo and the text "PUNJAB POLICE" and "Police to its last particle is duty". Below this, there is a navigation bar with tabs for "Application Details", "Sub inspector", "IA AND CONSTABLE PBI", and "Constable". The "Sub inspector" tab is selected. Below the navigation bar, there is a section titled "Sub inspector" with a "Click to Refresh" button. Underneath, there is a table with the following data:

Action	Application Seq No	Post Name
<a href="#">Edit/View</a>	0000115	Sub-Inspector in District Police, Armed Police, Intelligence and Investigation Cadres of Punjab Police 2021

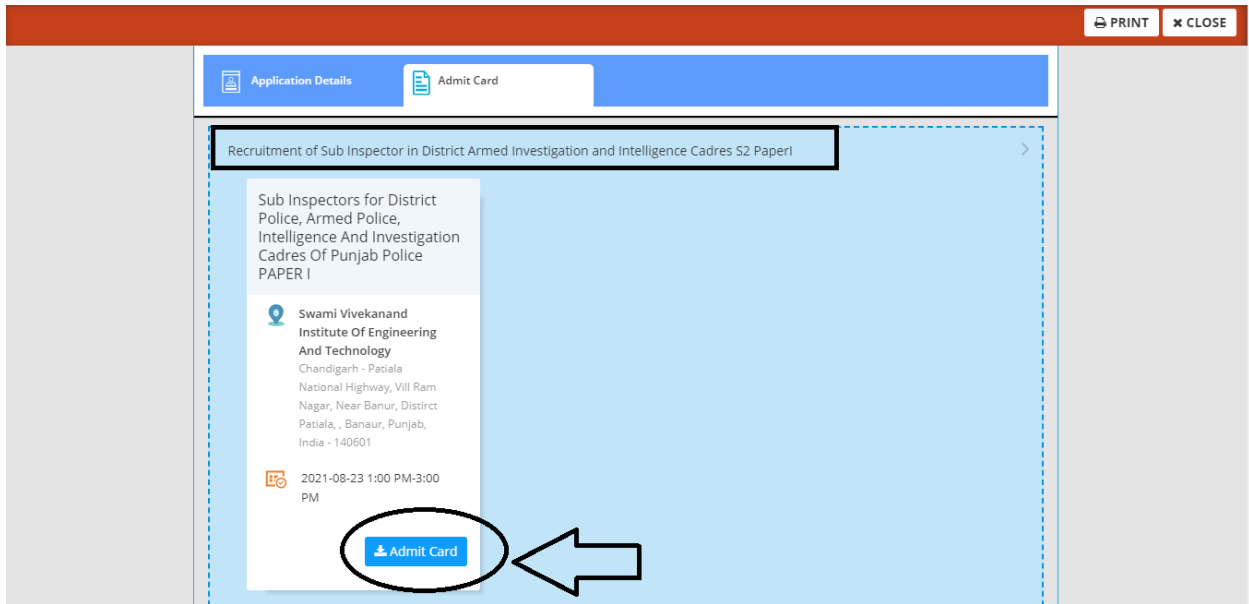
Below the table, it says "Results to 1 of 1 Entries". At the bottom right, there is a "Version 14.02.01" label. A red circle highlights the "Edit/View" button, and a white arrow points to it from below.

d. Click on Admit Card tab to proceed further as shown in below figure.

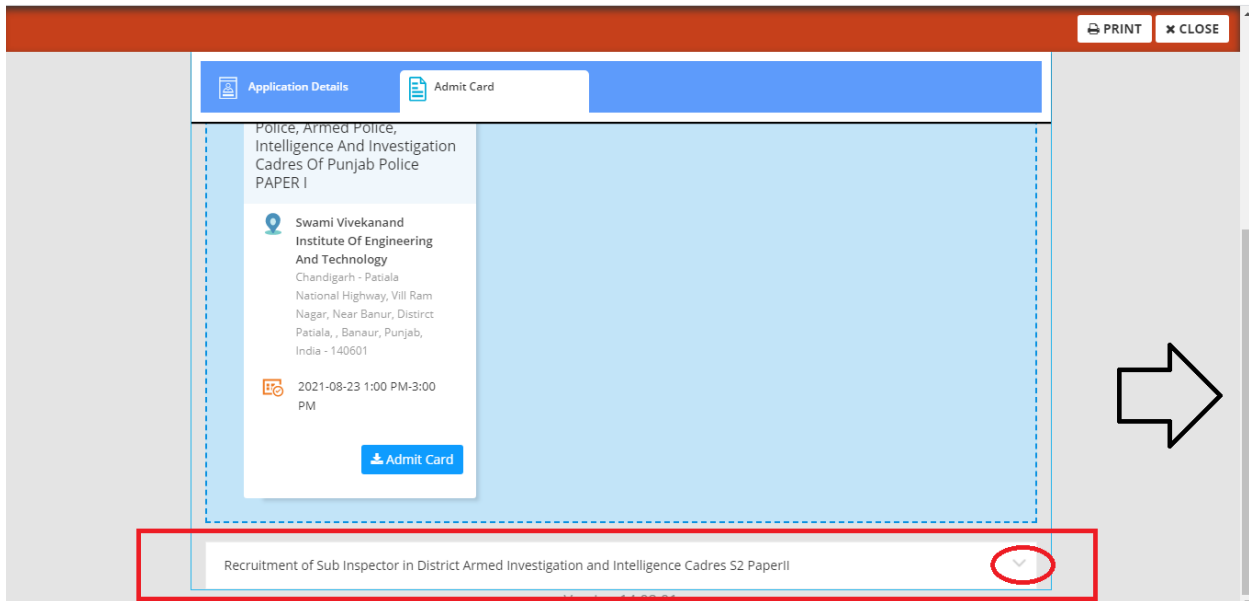
The screenshot shows the Punjab Police application portal with the "Admit Card" tab selected. The navigation bar at the top has tabs for "Application Details" and "Admit Card". The "Admit Card" tab is circled in red, and a white arrow points to it from below. Below the navigation bar, there is a section titled "Personal Details" with the following information:

Registration Number / ਰਜਿਸਟਰੇਸ਼ਨ ਨੰਬਰ 20000	Application Number / ਐਪਲੀਕੇਸ਼ਨ ਨੰਬਰ 00115	Photo
Applicant Full Name / ਬਿਨੈਕਾਰ ਦਾ ਪੂਰਾ ਨਾਮ ASDSADSAD SADSADSA ASDSADAS	New Name/Changed Name / ਨਵਾਂ ਨਾਮ / ਬਦਲਿਆ ਨਾਮ ASDSAD	Date of Birth (DD-MM-YYYY) / ਜਨਮ ਤਰੀਕ (DD-MM-YYYY) 01/01/2003
Have you ever changed your name / ਕੀ ਤੁਸੀਂ ਕਦੇ ਨਾਮ ਬਦਲਿਆ ਹੈ? Yes	Gender / ਲਿੰਗ .....	

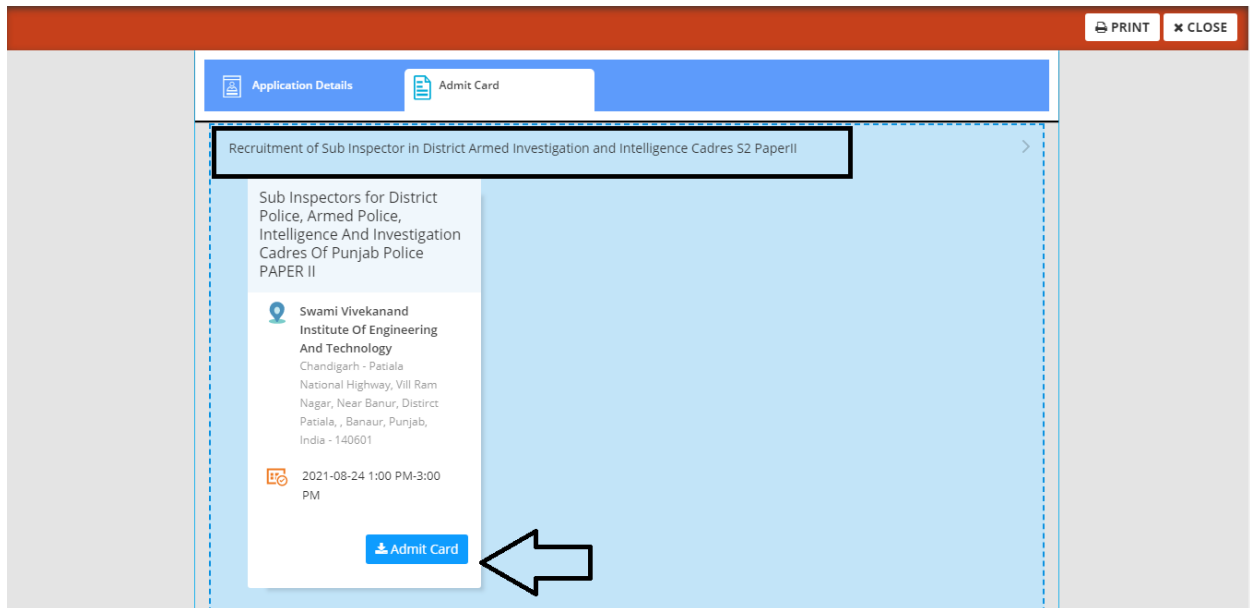
e. Click on Admit Card to download Paper 1 Admit Card.



Scroll down the page to download Paper II Admit Card as shown in below figure.



f. Click on arrow button to download the Paper II Admit Card.



Once you click on Admit Card button then Admit Card will download in pdf format.