

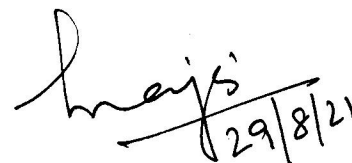
GOVERNMENT OF TRIPURA  
OFFICE OF THE DIRECTOR GENERAL OF POLICE  
POLICE HEADQUARTERS, TRIPURA

No. 47 /F.8(360)-PHQ/TSR/2019(P-IV) Dated: 29th August, 2021.

**Notice for downloading Admit Card by the outdoor test qualified candidates (both inside & outside the state of Tripura) to appear in written examination on 19/09/2021 in connection with recruitment for the post of Riflemen(GD) & Riflemen (Tradesmen) for raising of 02(two) new TSR IR Battalions**

Ref: Recruitment Notice vide No.397-98/F.8 (360)-PHQ/TSR/2019 dated 07/03/2019 for the post of Riflemen & Riflemen (Tradesmen) (Male & Female) for 02(two) new Indian Reserve Battalions.

It is to inform that Admit Card of the outdoor test qualified candidates (both inside and outside the State of Tripura) for appearing in the written examination to be conducted by CBSE for the post of Riflemen(GD) & Riflemen (Tradesmen) for raising of 02 new TSR India Reserve (IR) Battalions is uploaded in Tripura Police website. For downloading Admit Card candidates will have to go through this Link: <https://cbseit.in/cbse/2021/tp/TPLogin.aspx> which is uploaded in Tripura Police website. Candidates are advised to download their individual Admit Card from the above mentioned link following stepwise procedure as mentioned in the 'SOP for Downloading Admit Card' which is also uploaded in Tripura Police website separately. If any candidate fails to download the admit card through this link due to any technical glitch, he/she may send representation with their Contact Number (WhatsApp facility) / email ID to this official email ID- [aigptr@tripurapolice.nic.in](mailto:aigptr@tripurapolice.nic.in) or may contact directly in the mobile No.9612932532 in any working day w.e.f. 1000 hrs to 1800 hrs only for the help of download the Admit Card for written examination.

  
29/8/21

(Prabir Majumdar, IPS)  
Commandant, SAF  
Member of TSR Recruitment Board  
Tripura, Agartala.

Link for downloading Admit Card for Tripura State Rifle (IR)-2021 recruitment examination for the post of Riflemen (GD) and others is given below. This Link may be published on website of Tripura Police so that the candidate (as per the final data) can download the Admit Card following the stepwise procedure given below:

Link : <https://cbseit.in/cbse/2021/tp/TPLogin.aspx>

### Steps for downloading the Admit Card

Step-1 : Candidate to Click on the link and after which the following Screen will appear



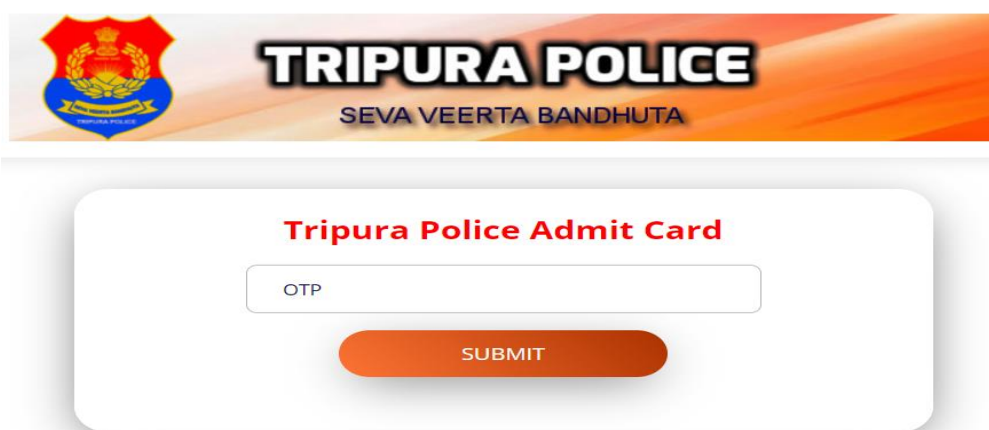
Step-2 : Enter Registration No of the Candidate

Step-3 : Enter **Year of Birth** correctly (selected from the drop-down)

Step-4 : Enter valid **Mobile Number** of the Candidate where OTP will be sent.

**(Please note that once the Mobile Number is registered, change in Mobile number will not be allowed)**

Step-5 : Click on Login Button after which the following screen will appear.



Step-6 : Enter the OTP sent on the **Mobile No provided at Step 4**

Step-7 : Click on SUBMIT Button after which the following screen for Declaration showing the Candidate's name will appear.

---



**TRIPURA POLICE**  
SEVA VEERTA BANDHUTA

Candidate Name: 

Logout

1. I hereby declare that I myself am the actual Candidate downloading this admit Card for appearing in the Examination.

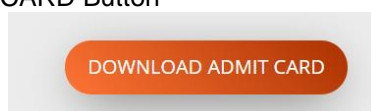
2. I undertake to bring passport size photograph (2 Nos) one for affixing on Admit Card (Part-A) and the other one for Attendance Sheet on the day of Examination.

3. I will carefully note the instructions given in the Admit Card and undertake to follow them.

4. I am aware that non-compliance of instructions may lead to not being allowed in the Examination including cancellation of candidature.

☐ I Agree

Step-8 : Click on the Box “**I Agree**” in the bottom and download the Admit Card by clicking on the **DOWNLOAD ADMIT CARD** Button



Step-9 : The PDF Admit Card will get downloaded which may be printed by the Candidate for appearing from the Exam Centre mentioned in the Admit Card.

#### Instructions for the candidate :

1. Admit Card is not transferrable.
2. Candidates **MUST READ** all the **INSTRUCTIONS** given in the **ADMIT CARD** and follow them.
3. Candidate Must report only to the allotted Examination Centre and should reach well in time as per instruction in the Admit Card.
4. Candidate Not carrying the Admit Card and Photo Id proof (PAN, Aadhar Card or Voter Card etc.) shall not be allowed.
5. Candidate will be allowed to appear only in the Language chosen by him / her which is mentioned in the Admit Card downloaded by the candidate
6. No request for change of centre is allowed.
7. No request of change of language is allowed.
8. Candidate will abide by the Covid guidelines.
9. Candidate to ensure not to bring any **barred items** as explained at Instruction **Point 8** of the Admit Card. Non-compliance of the instructions will result in disqualification and the candidate will be booked under **Unfair means Cases** and result of such candidate will not be declared.