



COUNCIL OF HIGHER SECONDARY EDUCATION:ODISHA
PRAJNAPITHA:SAMANTAPUR:BHUBANESWAR-751013.

NOTIFICATION

**RECHECKING/RE-ADDITION OF MARKS FOR THE ANNUAL HIGHER
SECONDARY EXAMINATION – 2020.**

SCIENCE AND COMMERCE STREAM

- | |
|---|
| <p>❖ <u>LAST DATE OF SUBMISSION OF APPLICATION : 05.09.2020</u></p> <p>❖ <u>LAST DATE OF LODGING COMPLAIN : 21.09.2020 AFTER DOWNLOADING
ANSWER SCRIPTS</u></p> |
|---|

No. EC-III/15/20/4917/CHSE. Dt.20.08.2020

1. Students desirous of applying for re-checking/re-addition of marks in any of the subjects /paper(s) except the papers for which examinations could not be conducted due to COVID-19, may do so within 15 days of publication of the notification following the due procedure as outlined below. For Science and Commerce stream students the **last date of application for re-addition/re-checking is 05.09.2020**. This does not apply to MP (Mal Practice) and withheld candidates.
2. A Student, who applies for re-checking/re-addition of marks in any paper(s) with requisite fees shall be provided with an **SMS alert** to the Mobile as well as a **link to the e-mail ID** provided by the student to download his/her scanned copy of valued answer book(s) along with statement of marks. The **link** for Science and Commerce Stream subjects will be provided in between **28.08.2020 to 12.09.2020**.
3. The Student has to **download the valued answer book** along with **result over-view/score sheet** containing detailed statement of marks for each question number after receiving such link. **No photocopy/hard copy shall be provided by the Council.**
4. Any student(s) who does not receive the link by **dt. 12.09.2020** or faces any problem in down loading answer scripts is required to bring it to the notice of the Controller of Examinations by **16.09.2020** positively through the e-mail : coechserecheck@gmail.com with the scanned copy of SB-e collect receipt, Roll No, Mobile No., and valid e-mail ID of the student failing which no complain will be entertained latter under any circumstances in this matter.
5. If there is any **grievance in respect of addition of marks or any portion(s)** of answer(s) being **left unvalued** the applicant may bring the same to the notice of the Controller of Examinations by logging in to the same link provided for down

loading by **21.09.2020** without fail. Just after lodging of the complain, an acknowledgement slip will be generated through the link and the student can take print out of the acknowledgement receipt and retain it for all future reference. **Separate complain must be lodged for each individual paper, failing which the case will not be considered. Lodging of complain in one application form for more than one paper will summarily be rejected. No complain shall be received by hand.** On examination by the subject expert(s)/examiner(s) if it is found that the grievance of the applicant deserves merit for consideration, the result of the re-checking/re-addition shall be communicated to the concerned H.S. Schools/Colleges after due approval by the competent authorities.

6. Students are advised to apply for re-checking/re-addition as early as possible without waiting for the last date to avoid late hour rush.

7. **Council shall not be held responsible for :**

- (a) Not depositing the requisite fees through SB e-Collect by **05.09.2020**.
- (b) Not filling up the required subject(s)/Paper (s) at the time of application.
- (c) Not downloading the scanned copies of the answer scripts with result overview sent to their e-mail ID by **12.09.2020**.
- (d) Not lodging complaint regarding non-receipt of link from CHSE and problem in downloading the answer script, if any, by **16.09.2020**.
- (e) Non filing the complaint sheet by **21.09.2020** regarding any problem in respect of addition of marks, any portion(s) of answer(s) being left un-valued or any other problem by logging into the same link provided for downloading.
- (f) Providing wrong Roll Number/Subject, wrong or invalid Mobile Number and e-mail ID.
- (g) Non adherence to the procedure and date lines specified in this notification.

8. **Under no circumstances complaints regarding re-checking/re-addition shall be entertained after the due date.** There is no provision for refund/adjustment of fees paid for re-addition under any circumstances.

9. ***Important: Re-checking/Re-addition of marks will be restricted to checking whether all the answers have been examined and marks posted correctly and that there has been no mistake in the totalling of marks awarded for each answer in that paper/papers and correctness of marks in the marks statement and re-valuation of answer scripts is not permitted.***

Procedure to apply for re-checking/re-addition of marks and deposit of fee
(Last date of submission is 05.09.2020)

1. Before proceeding to apply for re-addition ensure that one should have an active e-mail ID & Mobile Number for communication. Students are advised to have their own e-mail ID instead of providing e-mail ID of others/any group. They are also advised to check their e-mail and SMS alert regularly.

2. Fees can be deposited using UPI, Rupay Debit Card, Net Banking facility of SBI or any other Bank besides visiting any SBI Branch to deposit cash or Cheque drawn on any SBI Branch.

3. The detailed steps to be followed are given below:

OPTION -I

- (a) The candidate can visit CHSE web site: chseodisha.nic.in and click on the link <https://www.onlinesbi.com/sbicollect/icollecthome.htm?corpID=371225>
- (b) Then they will accept the disclaimer Clause and Proceed.
- (c) Then move to point 'f' of Option-II and follow the subsequent steps.

OR,

OPTION-II

- a. Visit online Banking website of SBI by typing <https://www.onlinesbi.com> in the address bar of the browser, viz, internet explorer. Once the home page appears click on 'State Bank Collect' Tab.
- b. Accept the disclaimer clause and click on 'Proceed'
- c. Select the State of Corporate/Institution as 'Odisha'.
- d. Select type of Corporate/Institution as 'Educational Institutions' and click 'Go'
- e. Now select Educational Institution Name as 'Council of Higher Secondary Education, Odisha' and click on 'Submit'
- f. Select 're-addition of marks/Annual H.S. Exam – 2020 'Science' /'Commerce' from among the payment categories from the drop down window.
- g. Please take care to fill up the Roll Number (as mentioned in the Admit Card) and a valid e-mail ID correctly without using any space in between the characters.
- h. Fill in the Challan with required information as asked for or select from the drop down options wherever available. Take adequate care while filling in (a) Name (b)Roll Number (c) Registration Number (d) Mobile No. (e) e-mail ID as asked for in the application form. This information is important to reprint the e-Receipt subsequent to any successful payment.
- Select the desired paper from the drop down list of subjects/papers for which re-addition is required.
- Select " Not required " against rest of the papers.
- Pay the correct amount i.e. **Rs. 200/-(Rupees Two Hundred) only per paper** applied for re-addition/re-checking purpose. No. of papers applied for will be computed depending upon the amount paid and **will be processed sequentially from top of the list. Rest will be rejected.**

The applicants are advised to be careful for this.

- i. Once required data is filled in, click on ' Submit '
- j. The system will ask you to verify the details entered and confirm the transaction in the next page. Verify the details and click on ' Confirm ' .
- k. The system will request you to select the desired payment mode from various options. Please note that the Bank charges for various payment modes are also displayed which is to be borne by the remitter. **Carefully examine the charges displayed since the charges for different** payment mode are different. Select the desired payment mode.

- I. Now the system will guide the remitter through the payment process. Once the payment is completed successfully one e-Receipt is generated containing a Reference No. in PDF format. Take print out. You may also save this optionally for future reference. The e-Receipt can also be re-generated/re-printed afterwards from 'Payment History' link of 'State Bank Collect'.

If 'SBI Branch' is selected as payment mode a Pre Acknowledgement Payment (PAP) form is generated which contains the relevant details for payment at Branch. The payer takes the printout of the PAP form and visits any SBI Branch for payment through Cash or Cheque drawn on SBI Branch. After the payment is successfully processed by the Branch, the Branch will give an acknowledgement of payment on the PAP Form. Now any time the payer may return to 'State Bank Collect' link in the home page of www.onlinesbi.com for printing the e-Receipt from the 'Payment History' link.

4. Quote your SB Collect Reference Number (DU Number) printed on the e-Receipt for any future correspondence with CHSE(O).

HOW TO DOWNLOAD THE ANSWER BOOK

1. Soft copy of the evaluated answer script with result overview/score sheet can be downloaded from the link provided to the applicant e-mail ID.
2. On clicking on the given link, you will be directed to the login page.
3. Select the Login type **Mobile No or Email Id** and **OTP (One Time Password)** will be sent to either Email Id or Mobile no based on the selection.
4. On successful log in, you will be directed to the Home Page click on **Download Photocopy**.
5. You will be able to see the list of subjects for which photocopy was requested.
6. Click on PDF Download for the subject you wish to download the copy of the answer script. Now you will get the downloaded scanned copy of the answer book.

HOW TO LOGDE COMPLAIN AFTER GETTING THE DOWNLOAD COPY OF ANSWER SCRIPT BY 21.09.2020 POSITIVELY

1. Go through the answer script and the result overview/score sheet. Find out :
 - (a) Un-valued answer
 - (b) Marks not added to total marks
 - (c) Totalling errors if any


If you are satisfied with the marks awarded and there is no error there is no need for lodging complain.

2. If you find any errors, login to your account using the link that was emailed during Photocopy request. Select the Login type **Mobile No or Email ID** and **OTP (One Time Password)** will be sent to either Email Id or Mobile no based on the selection.
3. On successful login, you will be directed to the Home Page. Click on **Download Photocopy**.
4. Click on **"QUERY"** for the subject you wish to raise specific complaints.
5. Candidate query form will be displayed.

6. Enter the details of the question number clearly (for example : Q. No. 1d or Q.No.4 etc.) which has not been evaluated or with other relevant complaint (s).
7. Click on "POST" to submit your complaint.
8. Acknowledgement will be sent to the registered e-mail Id on successful submission of the complaint.
9. Click on print for the copy of the complaint submitted.


IMPORTANT – If the candidate is satisfied with the marks awarded then there is no need for lodging complain for re-addition/re-checking. If no specific complaint is lodged by 21.09.2020, re-checking/re-addition for that candidate and paper will not be undertaken by the Council.

By order of the Chairman


Controller of Examinations


Memo No. 4918 /CHSE. Dt.20.08.2020

Copy forwarded to RTI Commissioner, Odisha for information.


Controller of Examinations.


Memo No. 4919 /CHSE. Dt.20.08.2020

Copy forwarded to Private Secretary to the Principal Secretary, School & Mass Education Department, Govt. of Odisha/Director, Higher Secondary Education, Odisha for information.


Controller of Examinations.

Memo No. 4920 /CHSE. Dt.20.08.2020

Copy forwarded to the Finance Officer, CHSE, Odisha for information and necessary action.


Controller of Examinations.

Memo No. 4921 /CHSE. Dt.20.08.2020

Copy forwarded to All Officers/All Sections/Zonal Offices of CHSE for information and necessary action.


Controller of Examinations.


Memo No. 4922 /CHSE. Dt.20.08.2020

Copy forwarded to the Technical Director, NIC, Bhubaneswar to upload this notification in CHSE, Odisha website. "chseodisha.nic.in" on dt. 21.08.2020 for information of all concerned.


Controller of Examinations.

Memo No. 4923 /CHSE. Dt. **20.08.2020**

Copy forwarded to General Manager OCAC, for uploading this notification in SAMS notice for information of the H.S. Schools/Colleges /students.


Controller of Examinations.


Memo No. 4924 /CHSE. Dt. **20.08.2020**

Copy forwarded to the AGM, SBI, Local H.O., Bhubaneswar/ Chief Manager, SBI, I.R.C. Village, Nayapalli, Bhubaneswar for information and necessary action.


Controller of Examinations.


Memo No. 4925 /CHSE. Dt. **20.08.2020**

Copy forwarded to all Principals of affiliated H.S. Schools/Colleges under CHSE for information and necessary action. They are requested to circulate the notification among the students.


Controller of Examinations.

Memo No. 4926 /CHSE. Dt. **20.08.2020**

Copy to CHSE. Odisha Notice Board for information of the students and all concerned.


Controller of Examinations

