





City Accounts Manager (OBC)
Skill Test/Interview Marks Details Sheet
Date - 28/05/2016

M. M. M.

S. No	Candidate Name	Father's Name	uomicile Status	Gender	Category	Qualification	Obtained Marks	Total Marks	Percentage	60% of Educational Qualification	Exp. Marks (Govt.)	Grand Total(60% of Educational Qualification + Experience Marks)	Tally (5 marks)	Written Test (15 marks)	Interview (5marks)	Additio_nal Qualification (5 marks)	Grand Total (14+15+16+17)	Qualified /Not Qualified	Grand Total (13+18)
1	2	3	4	5	6	7	8	9	10	11	12	13	14	15	16	17	18	19	20
MBA(FINANCE) (Regular)																			
1	MILIND CHAKOLE	NARENDRA CHAKOLE	Y	M	OBC	MBA(FINANCE)	2562	4000	64.05	38.43	6	44.43	3.2	7	3.67	3	16.87	Qualified	61.30
2	LEKHNI SAHU	SHRI RAMA SAHU	Y	F	OBC	MBA(FINANCE)	2865	4000	71.63	42.98	0	42.98	0.55	8	2.33	3	13.88	Not Qualified	56.86
M.COM (Regular)																			
3	BHEESAM LAL SAHU	UDRAJ SINGH SAHU	Y	M	OBC	MCOM	496	800	62.00	37.20	10	47.20	4.25	10	1.67	1	16.92	Qualified	64.12

City Data Manager (OBC)
Skill Test/Interview Marks Details Sheet
Date - 28/05/2016

S. No	Candidate Name	Father's Name	Domicile Status	Gender	Category	Qualification	Obtained Marks	Total Marks	Percentage	60% of Educational Qualification	Exp. Marks (Govt.)	Grand Total(60% of Educational Qualification + Experience Marks)	Graph (4 marks)	Write up(Power point Presentation) (12 marks)	Questionnaire (4 marks)	Group Discussion (5 marks)	Additio_nal Qualification (5 marks)	Grand Total (14+15+16+17+18)	Qualified /Not Qualified	Grand Total (13+19)
BE(CS/IT)																				
1	RANJAN GUPTA	PARMANAND GUPTA	Y	M	OBC	BE (CS)	4337	6000	72.28	43.37	4	47.37	1.00	3.00	1.50	2.00	0.00	7.50	NQ	54.87
2	GOPENDRA KUMAR	GANESH RAM	Y	M	OBC	BE (IT)	4171	6000	69.52	41.71	4	45.71	2.5	3	2.5	2.5	0	10.50	NQ	56.21
3	ARJUN SONI	MR SHARAD SONI	Y	M	OBC	BE(CS/IT)	2262	3000	75.40	45.24	0	45.24	1.00	1.00	2.00	2.00	0.00	6.00	NQ	51.24
4	NEELAM VERMA	DOMENDRA SINGH VERMA	Y	F	OBC	BE (CS)	4839	7000	69.13	41.48	2	43.48	0.5	2	0	0	0	2.50	NQ	45.98
5	PANKAJ PATEL	SHIVLAL PATEL	Y	M	OBC	BE (CS)	4680	7000	66.86	40.11	0	40.11	0.00	2.00	0.50	1.00	1.00	4.50	NQ	44.61
6	RAMAKANT CHNDRAKAR	SIYARAM CHANDRAKAR	Y	M	OBC	BE (CS)	2131	3200	66.59	39.96	0	39.96	2.00	2.00	1.50	2.00	3.00	10.50	NQ	50.46
7	RUPESH SONKAR	NETRAM SONKAR	Y	M	OBC	BE (CS)	4473	7000	63.97	38.38	0	38.38	1.00	5.00	2.00	2.50	0.00	10.50	NQ	48.88
MSC(IT)																				
8	LAMBODAR CHANDRA	MANMOHAN SIGH CHANDRA	Y	M	OBC	Msc (IT)	506	700	72.29	43.37	10	53.37	1.00	2.00	3.00	3.50	2.00	11.50	NQ	64.87
9	HANSA NAYAK	SANJAY NAYAK	Y	F	OBC	Msc (IT)	951	1400	67.93	40.76	0	40.76	ABSENT						NQ	40.76
MCA																				
10	DHNANJAY SHRIVAS	MAHENDRA PAL SHRIVAS	Y	M	OBC	MCA	3327	4000	83.18	49.91	0	49.91	1.50	3.00	3.00	4.00	0.00	11.50	NQ	61.41


[Handwritten Signature]
Signature 28/05/16


[Handwritten Signature]
Signature

[Handwritten Signature]
Signature

City Data Manager (ST)
Skill Test/Interview Marks Details Sheet
Date - 28/05/2016

S. No.	Candidate Name	Father's Name	Domicile Status	Gender	Category	Qualification	Obtained Marks	Total Marks	Percentage	60% of Educational Qualification	Exp. Marks (Govt.)	Grand Total(60% of Educational Qualification + Experience Marks)	Graph (4 marks)	Write up(Power point Presentation) (12 marks)	Question (4 marks)	Group Discussion (5 marks)	Additio_nal Qualification (5 marks)	Grand Total (14+15+16+17+18)	Qualified /Not Qualified	Grand Total (13+19)
1	2	3	4	5	6	7	8	9	10	11	12	13	14	15	16	17	18	19	20	21
1	KISHOR TIKAM	HALLIRAM TIKAM	Y	M	ST	BE (IT)	4832	7000	69.03	41.42	0	41.42	1	4.0	1.0	1.0	0.0	7.0	NQ	48.42


Signature 28/05/16


Signature

Signature