



District Programme Manager (ST)
Interview Details sheet, Date - 22.09.2015

S.No.	Candidate Name	Father Name	Gender	Category	CG Domicile	Qualification	Obtained Marks	Total Marks	Percent	Experience Marks(Govt.)	60% of Education Qualification	Grand Total=(60% of Education Qualification)+(Experience Marks(Govt))	Graph (4 marks)	Write up(Power point Presentation) (12 marks)	Questionaire (4 marks)	Group Discussi_on (5 marks)	Additio_nal Qualification (5 marks)	Sub Total (14+15+16+17+18)	Qualified/ Not Qualified	Grand Total (13+19)
1	2	3	4	5	6	7	8	9	10	11	12	13	14	15	16	17	18	19	20	21
1	Abhay Kumar Kisspotta	Late Mr. J.S. Kisspotta	M	ST	Y	BSc Nursing	1929	2800	68.89	0	41.34	41.34	1	02	02	02	0	7	NQ	48.34
2	Ranjana Paikra	Mr. Uday ram Paikara	F	ST	Y	BPT	2310	3800	60.79	0	36.47	36.47	03	09	03	04	0	19	EQ	55.47
3	Priya Kanwar	Mr. S. Chandrawanshi	F	ST	Y	BPT	2165	3800	56.97	0	34.18	34.18	2½	09	3	3½	2	20	Q	54.18
4	Smt. Lata Khute	Mr. D.R. Khute	F	ST	Y	B.A.	910	1800	50.56	0	30.33	30.33	1	0	1	2	2	6	NQ	36.33
5	Alka Agnes Kujur	Jonh Kujur	F	ST	Y	B.A.	870	1800	48.33	0	29.00	29.00	0	3	0	01	0	4	NQ	33.00
6	Santosh Kumar singh	Bullu singh	M	ST	Y	B.A.	833	1800	46.28	0	27.77	27.77	2½	2	1	2	2	9½	NQ	37.27


Signature


Signature


Signature

Programme Associate Logistics Cum Vaccine Management
Interview Details sheet, Date - 22.09.2015


S.No.	Candidate Name	Father Name	Gender	Category	CG Domicile	Qualification	Obtained Marks	Total Marks	Percent	Experience Marks(Govt.)	60% of Education Qualification	Grand Total=(60% of Education Qualification)+(Experience Marks(Govt))	Graph (4 marks)	Write up(Power point Presentation) (12 marks)	Questionaire (4 marks)	Group Discussion (5 marks)	Additio_nal Qualification (5 marks)	Sub Total (14+15+16+17+18)	Qualified/ Not Qualified	Grand Total (13+19)
1	2	3	4	5	6	7	8	9	10	11	12	13	14	15	16	17	18	19	20	21
1	Dr. Manisha Damani	Mr. O.P. Damani	F	Gen	Y	MPH	984	1000	98.40	0	59.04	59.04	3	9	3	4	0	19	Q	78.04
2	Dr. Sangita	Mr.Duman Lal	F	OBC	Y	MPH	9.13	10	88.75	0	53.25	53.25	0.5	6	3	3.5	4	17	Q	70.25
3	Neha Sahu	P R Sahu	F	OBC	Y	MPH	8.75	10	83.75	0	50.25	50.25	3	6	2	2.5	2	15.5	Q	65.75
4	Ankita Tiwari	Mr. Anant Tiwari	F	Gen	Y	MBA(HC)	8.7	10	80.70	0	48.42	48.42	3.5	8	2.5	3	0	17	Q	65.42
5	Dr. Kamana Dwivedi	Mr. Kamal kant Dwivedi	F	Gen	Y	MPH	3029	4000	75.73	0	45.44	45.44	2	2	1	2	0	7	NQ	52.44
6	Abhishek Kaushik	Ram ratan Kaushik	M	OBC	Y	MPH	2971	4000	74.28	0	44.57	44.57	2	6	2	2.5	0	12.5	NQ	57.07
7	Swapnil Verma	Someshwar Verma	F	OBC	Y	MBA(HC)	2300	3200	71.88	0	43.13	43.13	0	4	0.5	1	0	5.5	NQ	48.63

Spamato

K.B. Bhandari

M

Candidate Name	Father Name	Gender	Category	CG Domicile	Qualification	Obtained Marks	Total Marks	Percent	Experience Marks(Govt.)	60% of Education Qualification	Grand Total=(60% of Education Qualification)+(Experience Marks(Govt))	Graph (4 marks)	Write up(Power point Presentation) (12 marks)	Questionaire (4 marks)	Group Discussion (5 marks)	Additio_nal Qualification (5 marks)	Sub Total (14+15+16+17+18)	Qualified/ Not Qualified	Grand Total (13+19)	
8	Ghanshyam Singh Bais	Lt. Narayan Singh Bais	M	Gen	Y	MBA(HEALTH)	1521	2600	58.50	8	35.10	43.10	25	3	1.5	2	0	9	NO	521
9	Dr. Varsha Sharma	Mr Rohit Kumar Sharma	F	Gen	Y	MBA(HC)	3185	5000	63.70	0	38.22	38.22	0	6	1	2	0	9	NO	47.22
10	Dr. Mukund Rao Ghodeswar	Subhash Ghodeswar	M	SC	Y	MPH	24.44	40	59.30	0	35.58	35.58	2	5	1.5	2	0	10.5	NO	46.08


Signature


Signature


Signature

Programme Associate (Planning)
Interview Details sheet, Date - 22.09.2015

S.No.	Candidate Name	Father Name	Gender	Category	CG Domicile	Qualification	Obtained Marks	Total Marks	Percent	Experience Marks(Govt.)	60% of Education Qualification	Grand Total=(60% of Education Qualification)+(Experience Marks(Govt))	Graph (4 marks)	Write up(Power point Presentation) (12 marks)	Question_ are (4 marks)	Group Discussi_ on (5 marks)	Additio_ nal Qualification (5 marks)	Sub Total (14+15+16+17+18)	Qualified/ Not Qualified	Grand Total (13+19)
1	2	3	4	5	6	7	8	9	10	11	12	13	14	15	16	17	18	19	20	21
1	Dr. Manisha Damani	Mr. O.P. Damani	F	Gen	Y	MPH	984	1000	98.40	0	59.04	59.04	3	9	3	4	0	19	Q	78.04
2	Dr. Sangita	Mr. Duman Lal	F	OBC	Y	MPH	9.13	10	88.75	0	53.25	53.25	0.5	6	3	3.5	4	17	Q	70.25
3	Neha Sahu	P R Sahu	F	OBC	Y	MPH	8.75	10	83.75	0	50.25	50.25	3	6	2	2.5	2	15.5	Q	65.75
4	Ankita Tiwari	Mr. Anant Tiwari	F	Gen	Y	MBA(HC)	8.7	10	80.70	0	48.42	48.42	3.5	8	2.5	3	0	17	Q	65.42
5	Dr. Kamana Dwivedi	Mr. Kamal kant Dwivedi	F	Gen	Y	MPH	3029	4000	75.73	0	45.44	45.44	2	2	1	2	0	7	NQ	52.44
6	Abhishek Kaushik	Ram ratan Kaushik	M	OBC	Y	MPH	2971	4000	74.28	0	44.57	44.57	2	6	2	2.5	0	12.5	NQ	57.07
7	Swapnil Verma	Someshwar Verma	F	OBC	Y	MBA(HC)	2300	3200	71.88	0	43.13	43.13	0	4	0.5	1	0	5.5	NQ	48.63

Spamler

Handwritten Signature

M

No.	Candidate Name	Father Name	Gender	Category	CG Domicile	Qualification	Obtained Marks	Total Marks	Percent	Experience Marks(Govt.)	60% of Education Qualification	Grand Total=(60% of Education Qualification)+(Experience Marks(Govt))	Graph (4 marks)	Write up(Power point Presentation) (12 marks)	Question are (4 marks)	Group Discussion (5 marks)	Additional Qualification (5 marks)	Sub Total (14+15+16+17+18)	Qualified/ Not Qualified	Grand Total (13+19)	
8	Dr. Mukund Rao Ghodeswar	Subhash Ghodeswar	M	SC	Y	MPH	24.44	40	59.30	0	35.58	35.58	2	5	1.5	2	0	10.5	NQ	46.08	
9	Neelima Pradhan	Raimani Pradhan	F	Gen	N	MPH	2789	4000	69.73	0	41.84	41.84	A	A	A	A	A	A	A	A	
10	Nishikant Kumar	Rajendra Ram	M	Gen	N	MPH	6.87	10	68.70	0	41.22	41.22	0	0	0	0	0	0	0	NQ	41.22

L. Prambhar
Signature

S. Bhandari
Signature

M
Signature

District Data Manager(ST)
Interview Details sheet, Date - 23.09.2015

S.No.	Candidate Name	Father Name	Gender	Category	CG Domicile	Qualification	Obtained Marks	Total Marks	Percent	Experience Marks(Govt.)	60% of Education Qualification	Grand Total=(60% of Education Qualification)+(Experience Marks(Govt.))	Graph (4 marks)	Write up(Power point Presentation) (12 marks)	Question are (4 marks)	Group Discussio_n (5 marks)	Additio_nal Qualification (5 marks)	Sub Total (14+15+16+17+18)	Qualified/ Not Qualified	Grand Total (13+19)
1	2	3	4	5	6	7	8	9	10	11	12	13	14	15	16	17	18	19	20	21
1	Ruby Dhurve	Ramkhillawan Dhurve	F	ST	Yes	BE(CS)	4810	7000	68.71	0	41.23	41.23	A	A	A	A	A	A	NQ	41.23
2	Kamal Kumar Dhruw	Paduman Dhruw	M	ST	Yes	BE(IT)	1710	2720	62.87	8	37.72	45.72	1	2	2	1.5	0	6.5	NQ	52.22
3	Archana Ekka	Shri Fabianus Ekka	F	ST	Yes	MCA	3420	4500	76.00	2	45.60	47.60	0	0	1	1	0	2	NQ	49.6

Signature

Signature

Signature